

Title of Report:	Climate Change Action Strategy Adoption
Committee Report Submitted To:	Environmental Services Committee
Date of Meeting:	10th February 2026
For Decision or For Information	For Decision
To be discussed In Committee	Not in Committee

Linkage to Council Strategy (2019-25)	
Strategic Theme	Protecting and Enhancing Our Environments & Assets
Outcome	Our natural assets will be carefully managed to generate economic and social returns without compromising their sustainability for future generations.
Lead Officer	Head of Capital Works, Energy and Infrastructure & Climate Change

Budgetary Considerations	
Cost of Proposal	£variable
Included in Current Year Estimates	YES/NO – N/A
Capital/Revenue	N/A
Code	N/A
Staffing Costs	N/A

Legal Considerations	
Input of Legal Services Required	NO
Legal Opinion Obtained	NO

Screening Requirements	Required for new or revised Policies, Plans, Strategies or Service Delivery Proposals.		
Section 75 Screening	Screening Completed:	Yes/ No	Date: N/A
	EQIA Required and Completed:	Yes /No	Date: N/A
Rural Needs Assessment (RNA)	Screening Completed	Yes/ No	Date: N/A
	RNA Required and Completed:	Yes/No	Date: N/A
Data Protection Impact Assessment (DPIA)	Screening Completed:	Yes /No	Date: N/A
	DPIA Required and Completed:	Yes /No	Date: N/A

1.0 Purpose of Report

- 1.1** To seek members consideration and final adoption of the Climate Change Action Strategy CCAS (attached appendix 1).

2.0 Background

- 2.1** In addition to council declaring a climate emergency in 2020, council has new additional Statutory responsibilities under the NI Climate Change Act (CCA) 2022.
- 2.2** Section 42 of the Act imposes climate change reporting duties on specified public bodies. The Act secured its Royal Assent in June 2022 with the associated regulation coming into effect 18 months from the Assent. DAERA is the body who has the compliance responsibility for this Act.
- 2.3** A Climate Emergency Forum (CEF) was held on the 20th of August 2025 to discuss the detail of the proposed strategy. No concerns were raised at the forum; however, several recommendations were reflected in the draft climate change action strategy.
- 2.4** *Members adopted the Climate Change Action Strategy in October.* A draft CCAS subsequently went out for public consultation from October to the 15th of January with a total of 14 responses received.

3.0 Proposal

- 3.1** To adopt the proposed Climate Change Action Strategy (CCAS) attached to set direction on both climate mitigations and adoptions. – Appendix 1.
- 3.2** Overall, the feedback was broadly aligned with the draft strategy, and no respondents raised issues that would require fundamental changed to council's approach. Several responses expressed concerns about whether there would be sufficient resources to deliver climate action.
- 3.3** There have been minor amendments to the strategy following internal review. These changes primarily reflect comments from service areas to ensure actions align with existing departmental strategies, plans and terminology. One emissions figure has been corrected following the identification of a small carbon emissions quantum which has been amended from 6,224,436 to 6,399,973 KgCo2.

4.0 Recommendation:

It is recommended that Members consider the proposed Climate Change Action Strategy (CCAS) and recommend its adoption to Council.

Climate Change Action Strategy

(CCAS) 25th June Draft

Phase 1 **Years 2025-2032**

Phase 2
Years 2032-2037

Phase 3
Years 2037-2042

Phase 4
Years 2042-2047

Phase 5
Years 2047-2050



**Causeway
Coast & Glens**
Borough Council

Contents

Contents	03
Glossary	04
Executive summary	06
Vision	06
Introduction	06
Our Values and Principles	10
Our Strategic Framework	12
Our Governance and Commitments	17
Our Baseline Emissions (Scopes 1, 2 & 3)	22
Delivering Our Strategy	24
Appendix 1: Action Table	33
Appendix 2: Scope 1 and 2 Tables	49
Appendix 3: CAT and CEF Terms of Reference	50

Glossary

Adaptation

Preparing for the impacts of climate change by making our homes, communities, and infrastructure more resilient to things like extreme weather or rising sea levels.

Carbon Hierarchy

A guide for making low carbon decisions. It is a hierarchy of actions starting with avoiding emissions altogether, then reducing them, using cleaner options, and finally offsetting any that remain.

Climate Change

Long term shifts in weather patterns, mostly caused by human activity (such as burning fossil fuels). This leads to effects such as warmer temperatures, rising sea levels, and more extreme weather.

Embodied Carbon

The carbon emissions produced when materials like steel or concrete are made, transported, and used in construction. These emissions are “built in” before a building is even used.

Emission Scopes

A way to group different types of emissions:

Scope 1: Direct emissions from sources we own or control (like boilers or council vehicles).

Scope 2: Indirect emissions from the electricity or heating we buy.

Scope 3: Other indirect emissions, like staff travel, waste, or supply chains.

Greenhouse Gases (GHG)

Gases like carbon dioxide and methane that trap heat in the Earth’s atmosphere and cause the planet to warm.

Lifecycle Approach

Looking at the full environmental impact of something, from how it’s made, to how it’s used, to how it’s disposed of, so we can make more sustainable choices or adopt a circular economy.

Lifecycle Costing

Looking at all the costs of something over its whole life, from making and using it, to maintaining and eventually replacing or disposing of it.

Mitigation

Actions to reduce the causes of climate change, such as cutting emissions, using cleaner energy, or protecting green spaces.

Net Zero

Balancing the greenhouse gases, we put into the atmosphere with those we take out, so we’re not adding to climate change overall.

Statutory Reporting

Legally required reporting, what the council must report to comply with environmental, financial, or climate-related laws and regulations.

Tipping Points

Critical climate thresholds, if crossed, that could lead to major and irreversible environmental changes, like melting ice sheets or loss of forests.

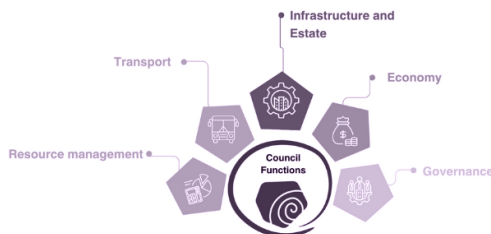
CCAS

Climate Change Action Strategy



3 Council Functions

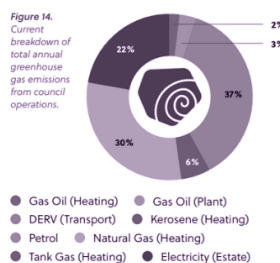
- Infrastructure & Estate
- Economy
- Transport
- Governance
- Resource management



6 Our Baseline

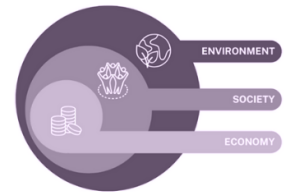
- 67% of our emissions comes from transport and heating.
- From 2019-2024, our Council achieved an 11.5% reduction in total emissions.
- Between April 2024 to March 2025, Scope 1 emissions from Council operations totalled approximately 4.99 million kg CO₂e.
- On-site energy generation offsets 1.5% of emissions

Figure 14. Current breakdown of total annual greenhouse gas emissions from council operations.



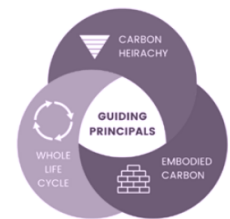
1 Why We Need To Act

- Climate change is already affecting weather, nature, and our way of life.
- We declared a Climate Emergency in 2020.
- We're committed to Net Zero emissions by 2050.
- Northern Ireland Climate Change Act (2022)



2 Our Values and Principles

- The carbon hierarchy (avoid, reduce, replace, offset)
- A whole lifecycle approach
- Embodied carbon



4 Our Governance

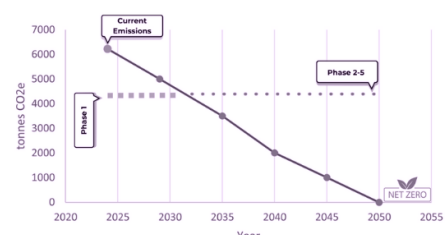
- Climate Action Team (CAT): An internal, officer-led working group
- Climate Emergency Forum (CEF): A member-led forum

5 What We Measure

- Scope 1: Direct emissions (like fuel used in Council vehicles)
- Scope 2: Energy we buy (like electricity)
- Scope 3: Everything else (like travel, waste, supply chains)

7 Delivering our Strategy

- Reduce emissions by 48% by 2032
- Reach Net Zero by 2050
- Track progress every year and report publicly



Executive Summary

Causeway Coast and Glens Borough Council is committed to achieving net zero emissions by 2050. We recognise the severity of the climate and biodiversity crisis and its profound and escalating impact on our communities and natural environment. These impacts require deliberate and immediate action to prevent further impacts and to adapt to our changing world. This document represents the first phase of our Climate Change Action Strategy. The plan outlines how we will begin reducing emissions from Council operations and includes groundwork for broader borough-wide initiatives. Our total annual emissions currently exceed 6 million kilograms of CO₂ (KgCO₂). Although this figure is substantial, it serves as a clear baseline from which we can measure progress, drive improvements, and demonstrate our ongoing commitment to sustainability. Drawing on past council emission data, this strategy outlines an evidence-based approach to climate action, prioritising the sectors with the greatest impact that are within the Council's direct control. The baseline data is based on DAERA's statutory reporting.

Taking a sustainable approach and working in a fair and accountable manner, our Council is rethinking its operations with a view to embedding a whole life cycle approach to reducing greenhouse gas emissions and supporting low-carbon solutions. This will generate significant financial benefits for the Council in the long term, as we become more resource efficient and reduce our dependency on fossil fuels. Phase one of this strategy marks the beginning of this transformation, and through clear targets and strong leadership, we aim to protect communities, restore the environment and inspire regional climate action.

Vision

"A Better Future Together"

— Causeway Coast and Glens Borough Council envisions a sustainable and resilient borough where communities thrive in harmony with the environment.

Introduction

Causeway Coast and Glens Borough Council is taking action to reduce its impact on climate change across all areas of its work. While climate solutions continue to evolve, this first phase of our Climate Change Action Strategy outlines the most effective actions we can take now. It focuses on reducing our direct emissions while ensuring the Council can continue delivering essential services amid climate-related challenges.

What is Climate Change?

Climate change refers to long term shifts in temperatures and weather patterns. While natural influences (such as solar activity and volcanic eruptions) can contribute to these changes, human activity has been the dominant driver since the 1800s. According to the Intergovernmental Panel on Climate Change (IPCC)*1, the burning of fossil fuels like coal, oil, and gas releases greenhouse gases that trap heat in the atmosphere, leading to rising global temperatures.

The primary greenhouse gases contributing to climate change include carbon dioxide and methane. These emissions originate from sources such as transport, heating, deforestation, agriculture, and waste decomposition. About **60%** of today's methane emissions are caused by human activity, mainly from fossil fuel use, agriculture and landfill waste. A comprehensive list of greenhouse gases can be found in Appendix 1 of the Kyoto Protocol.

Climate change not only alters global weather patterns but also poses a serious threat to biodiversity. It disrupts ecosystems and habitats that countless species rely on, weakening nature's ability to withstand climate impacts and reducing the ecosystem services vital to human well-being.

Climate change is already contributing to humanitarian crises. The increasing frequency and intensity of extreme weather events (such as heatwaves, wildfires, floods, storms, and hurricanes) are a direct result of climate change. Research indicates that **3.6 billion** people currently live in areas highly vulnerable to climate change. Between 2030 and 2050, it is projected to cause an additional 250,000 deaths annually due to undernutrition, disease, and heat stress alone. *2

Why We Need to Act

The 2015 Paris Agreement commits countries to limit global warming to well below 2°C, aiming for 1.5°C. This goal, backed by the UN's Intergovernmental Panel on Climate Change (IPCC), requires halving global emissions by 2030, but current trends remain well off track.

If climate change continues unchecked, we risk crossing tipping points, critical thresholds in Earth's systems that trigger large, irreversible changes. For example, rising temperatures could turn tropical rainforests into dry savannahs, setting off chain reactions that lock in these new conditions despite efforts to reverse them.

Major shifts in climate patterns could have grave and irreversible consequences on biodiversity, the variety of plant and animal life crucial to ecosystem health and resilience. Loss of biodiversity reduces nature's ability to provide essential services such as pollination, water purification, and climate regulation, making ecosystems and communities more vulnerable to climate impacts. Ultimately, both societal wellbeing and economic prosperity are rooted in a healthy environment (Fig 1).

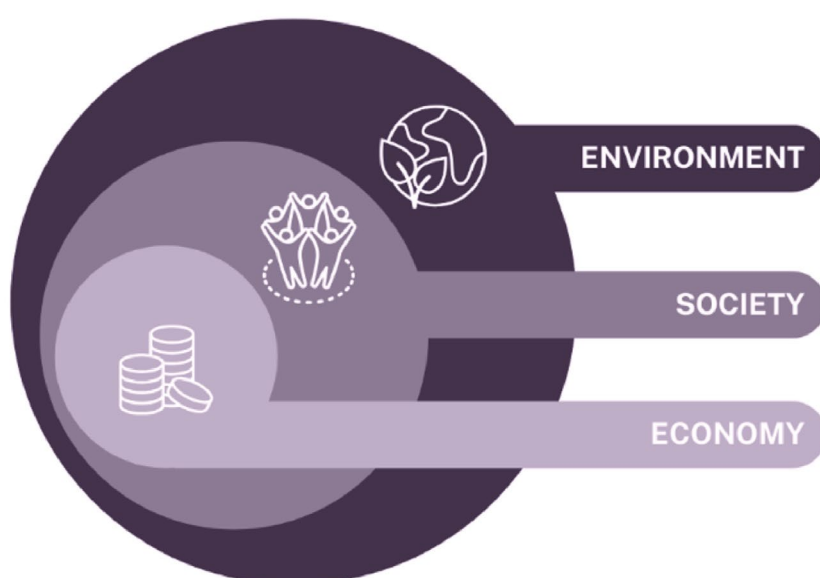


Figure 1.

*A nested model of sustainability:
The environment supports society,
and society supports the economy.
A healthy environment is essential
for everything else to thrive.*

If we do nothing, climate change risks raising average global temperatures beyond 3°C, negatively affecting every ecosystem, biodiversity, community and economy. It also intensifies extreme weather events such as storms, floods, and droughts, which threaten food and water security and increase the frequency and severity of humanitarian crises.

As a response to the climate and biodiversity crisis, our Council declared a climate emergency in **May 2020** (Fig 2). We aim to lead by example within our estate and provide leadership across the Borough to reduce our emissions and impact. This strategy

commits the Council to raising awareness, driving ambition, and moving towards a climate resilient, biodiversity supportive Borough, with clear actions to reduce emissions across all scopes (see below for details of Scope 1, 2 & 3 emissions). *4

By delivering the mitigation and adaptation measures set out in this Climate Change Action Strategy, our Council will play its part in preventing climate related consequences, protecting our natural environment, and securing a sustainable future for generations to come.

***1** *IPCC Intergovernmental Panel on Climate Change – who assess science in relation to climate change. [IPCC – Intergovernmental Panel on Climate Change](#)*

***2** *World Health Organisation (WHO) - [World Health Organization \(WHO\)](#)*

***3** *The Paris agreement - [The Paris Agreement | UNFCCC](#)*

***4** *In line with climate change international definitions and legislative understanding, emissions have been categorised into three scopes, namely, The GHG Protocol classifies GHG emissions into three 'scopes'. - [Homepage | GHG Protocol](#)*



Figure 2.
Key milestones in climate change action. Dark purple marks past events, while light purple highlights future targets

As part of our commitment to delivering climate action and creating a more sustainable future for our communities, Causeway Coast and Glens Borough Council recognises its statutory responsibilities under the Northern Ireland Climate Change Act (2022). [Read the full Climate Change Act \(Northern Ireland\) 2022.](#)

In accordance with Section 42 of the Act, from 1 April 2024, we as a Council are required to report on:

- The amounts and sources of greenhouse gas (GHG) emissions, initially focusing on Scope 1 and Scope 2 emissions for 2024–2025.
- From 2027 onwards, the Council will report Scope 1, 2, and 3 emissions on a three-year cycle (see below for details of Scope 1, 2 & 3 emissions).
- The proposals and policies in place to reduce these emissions as part of our statutory functions, including clear implementation timelines.

These reports must be submitted via a centralised digital reporting platform managed by Department of Agriculture, Environment and Rural Affairs (DAERA) and will be subject to a governance and approval process. The first statutory report is due by 31 October 2025, providing a baseline against which future reporting will be benchmarked.

More broadly, the Northern Ireland Climate Change Act (2022) sets ambitious targets for Northern Ireland, including:

- Achieving net zero emissions by 2050
- Delivering a 100% reduction in carbon dioxide emissions from the baseline year,
- Methane emissions only need to be reduced by up to 46% from the methane baseline by 2050.

While specific reduction targets are not yet set for local councils, Section 42 places a duty on all public bodies to report on their emissions and demonstrate leadership through the development of policies and actions to mitigate and adapt to climate change. Councils also have an additional statutory duty under [NI \(Miscellaneous Provisions\) Act 2006, Section 25](#) to promote the achievement of sustainable development in the exercise of their functions.

Through transparent and clear reporting, we will continue to work in partnership with our communities and stakeholders to ensure that Causeway Coast and Glens continues to be a thriving place to live, work, and visit. We will meet all our legal obligations and go further to ensure our Council leads by example in tackling the climate and biodiversity crises.

Our Values and Principles

As part of our Climate Change Action Strategy (CCAS), Causeway Coast and Glens Borough Council are committed to taking practical, long-term action across all our services to help tackle climate change and protect our communities.

Our climate action is guided by the core values set out in our Corporate Strategy, including sustainability, accountability, collaboration, and fairness. These values are underpinned by key principles that shape how we make decisions, deliver projects, and work with others. By embedding these principles across everything we do, we aim to ensure our climate response is transparent, inclusive, and forward-looking. For climate mitigation and adaptation, we have established an additional set of guiding principles to ensure we remain focused on proactive and effective climate action (Fig 3).

As we transition to a low-carbon future, we are also committed to ensuring that climate action is fair and inclusive. Guided by Just Transition principles*5, we aim to share the benefits of decarbonisation widely while minimising any negative impacts on low-income households, rural areas, and vulnerable groups. This means engaging communities in climate decision-

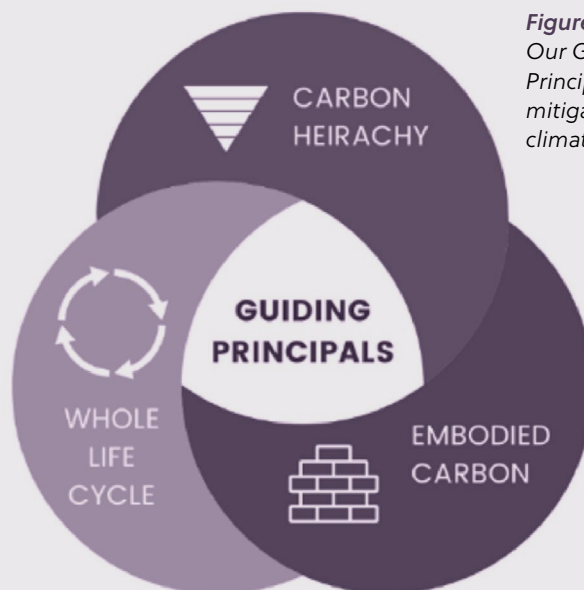


Figure 3
Our Guiding Principles for mitigating climate change

making, expanding access to green jobs and training, and investing in sustainable infrastructure that supports both resilience and social equity. By doing so, we can ensure that climate action strengthens our communities and supports broader wellbeing across the Borough.

The Carbon Hierarchy

To effectively reduce emissions, our Council is implementing the Carbon Hierarchy, a structured approach that prioritises actions with the highest impact in addressing climate change. The Carbon Hierarchy (Fig 4) outlines a clear order of action. This hierarchy is already informing how we work and will be embedded into policies, projects, and planning across all Council services.

To ensure climate is rooted across all areas of Council activity, we are introducing a climate screening tool

for all major projects, ensuring that climate risk and emissions are assessed from the outset. We are also embedding the Carbon Hierarchy into our decision-making processes, prioritising the avoidance and reduction of emissions before considering offsetting. Across all functions, we are encouraging innovation and forward-thinking solutions that support lower emissions and long-term sustainability. Above all, we are committed to prioritising direct emission reductions as the most effective way to achieve our net zero ambitions.

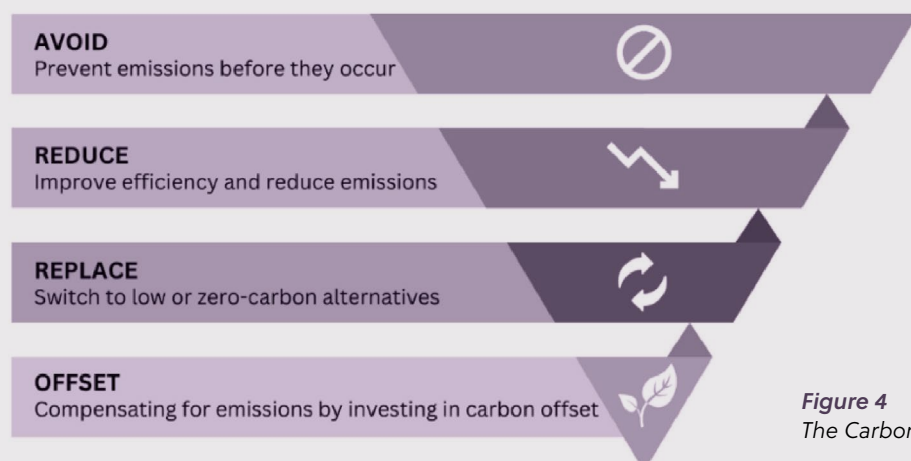


Figure 4
The Carbon Hierarchy

Whole Lifecycle Approach and Embodied Carbon

Our Council recognises that the environmental impact of a product, building, or service is not limited to its use. From the extraction of raw materials to manufacturing, transport, operation, maintenance, and disposal, every stage has a carbon and environmental cost.

By applying a whole lifecycle approach (Fig 5), we can make smarter, more sustainable choices that consider the full carbon emissions and ultimately the effect on climate change. Our Council will take into account the whole lifecycle costing, ensuring that upfront cost is not the only deciding factor and that long-term financial and environmental impacts are fully accounted for. This will also consider embodied carbon, which is the total emissions created when producing and transporting materials, especially in construction. These emissions

often go unnoticed or unaccounted for, but they can make up a large part of our overall carbon footprint.

We will implement a screening process to assess the full lifecycle environmental impacts of projects and procurement decisions, ensuring sustainability is considered from the earliest stages. This will include factoring in long-term environmental costs, not just short-term or upfront savings. As part of our commitment to reducing embodied carbon, we are actively measuring and lowering the emissions associated with how we build, maintain, and refurbish all Council assets. We also prioritise the use of durable, adaptable, and repairable materials, choosing solutions that support a more circular, low-carbon approach.

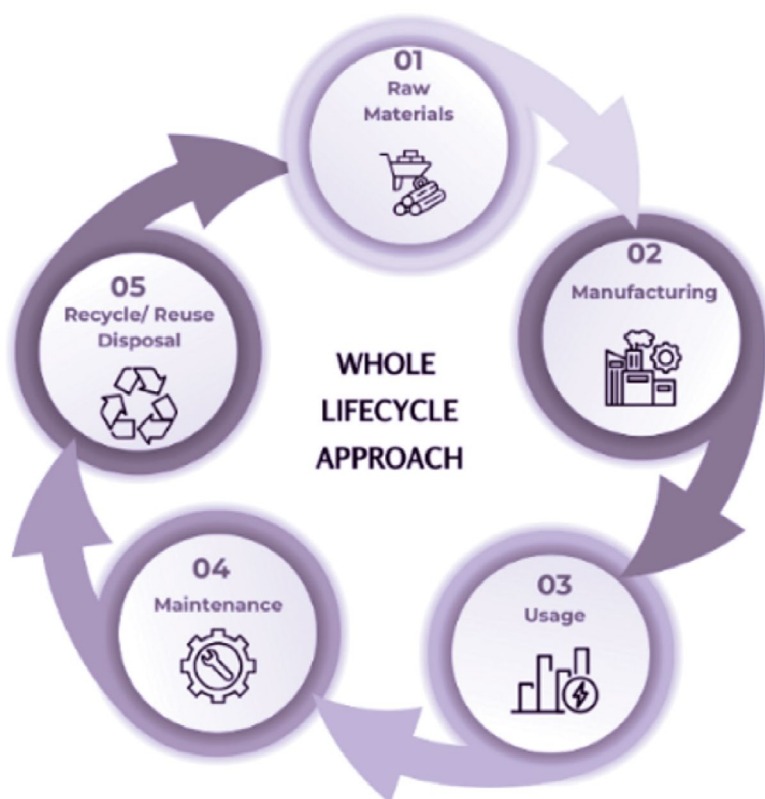


Figure 5. Whole Lifecycle Approach

***5** Just Transition - Fuel Poverty and the Just Transition / Department for Communities

Our Strategic Framework

Our Strategic Approach

Causeway Coast and Glens Borough Council's Climate Change Action Strategy is reinforced by a clear and purpose-driven framework designed to support climate action across all Council operations and services (Fig 6).

This framework ensures this Strategy aligns with existing corporate and statutory responsibilities while establishing a unified approach to deliver measurable climate action through cross-departmental collaboration.



Figure 6. Causeway Coast and Glens Borough Council's Strategic Framework

This Climate Change Action Strategy sets out to embed climate action and environmental responsibility into every aspect of Council operations. Causeway Coast and Glens Borough Council has already begun this transition, guided by our borough-wide Community Plan, which provides a long-term strategic vision focused on delivering better outcomes through the shared goal of a "Sustainable, Accessible Environment."

This Strategy directly supports the Council's Corporate Strategy, where "Climate Change and Our Environment" is recognised as one of the strategic priorities. It also aligns with the Local Development

Plan, which will promote the integration of sustainable development principles, promote green infrastructure, and encourage energy efficiency.

By connecting this Climate Change Action Strategy across our organisation, we aim to integrate our core principles (such as the Whole Lifecycle Approach and the Carbon Hierarchy) into every new strategy, every department, and every role within our Council. This approach ensures climate action becomes a consistent, organisation-wide responsibility rather than a standalone initiative.

Council Functions and Boundaries

The approach taken has been to identify our Councils key operational boundaries and to categorise these into **FIVE** distinct function areas to address climate change (Fig 7). Table 1 illustrates how these further align with the Northern Ireland Draft Climate Action Plan (CAP) 2023–2027, demonstrating how our actions will contribute to Northern Ireland’s carbon budgets and emissions reduction targets.

Causeway Coast and Glens Borough Council delivers a wide range of services that extend far beyond the

boundaries of our own estate. From supporting local communities to managing essential infrastructure, our responsibilities span across the Borough and contribute directly to the priorities outlined in our Corporate Strategy.

This Strategy sets out specific objectives for each of the Council’s key functions, as detailed in Appendix 1. Each action is supported by clear lines of accountability, ensuring that every department plays its part in delivering meaningful climate action.

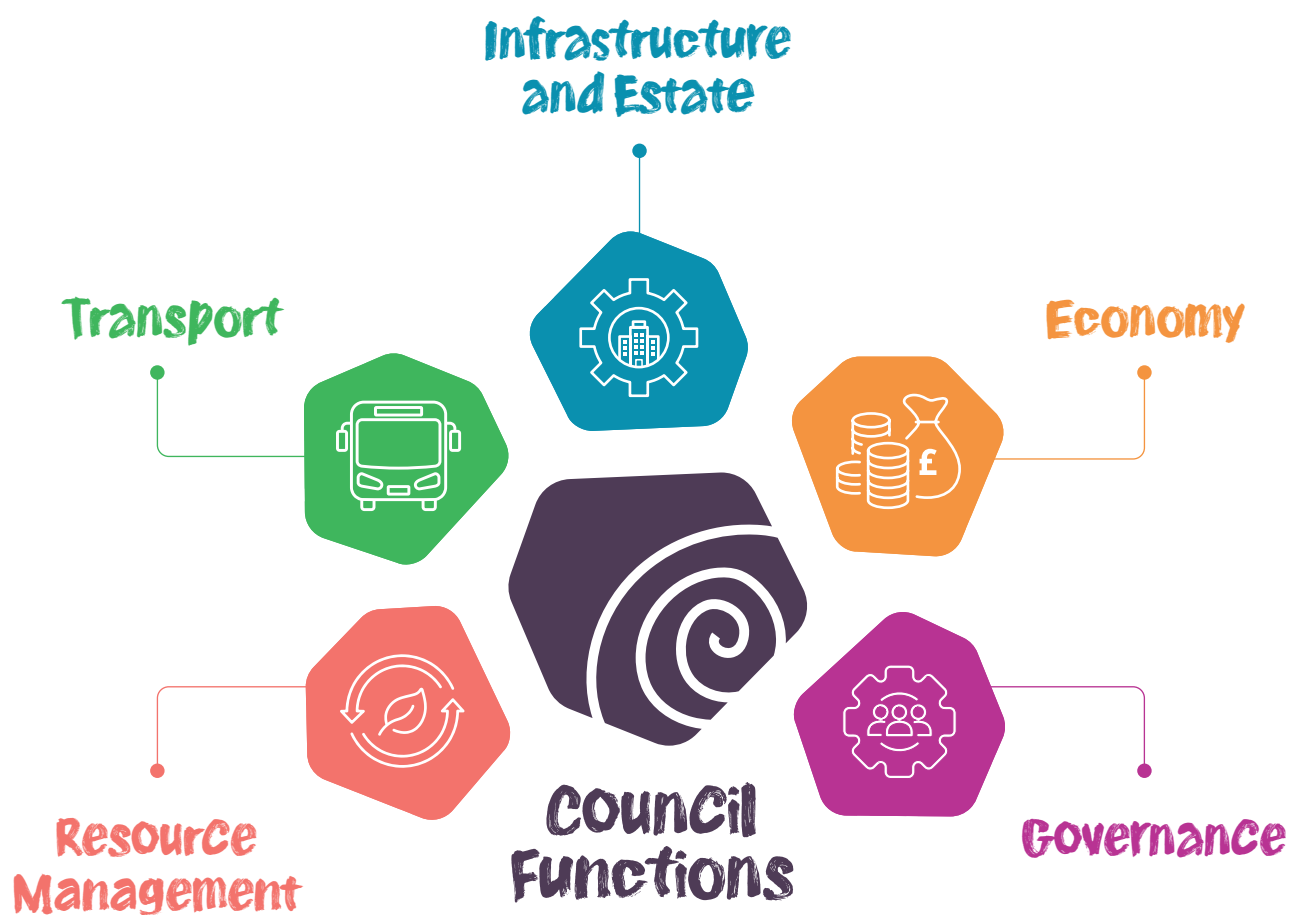


Figure 7.
Council function,
the five key areas

Council Functions – Objectives

For each council function, we have developed an overarching objective to ensure alignment and continued contribution toward achieving a net zero future.



Infrastructure and Estate

Build and maintain low-carbon, climate-resilient places that serve our communities and lead by example.



Economy

Support a thriving green economy by helping local businesses and communities decarbonise and adapt.



Transport

Deliver cleaner, smarter, and more accessible travel options for our services and the wider community.



Governance

Embed climate action into every decision, policy, and partnership to protect people and place.



Resource Management

Champion a circular economy through waste reduction, sustainable choices, and community engagement.

Climate Change Action Strategy Council Functions (this document)	Northern Ireland Draft Climate Action Plan (2024–2027) Sectors
 Infrastructure and Estate	Public Buildings, Residential Buildings, Land Use and Forestry, Waste Management
 Economy	Business & Industrial Processes, Agriculture, Energy Production & Supply
 Transport	Transport
 Governance	Governance for Delivery, Public Sector Leadership
 Resource Management	Waste Management, Procurement, Digital Infrastructure, Nature-based Solutions

Table 1. Table to illustrate how our Council functions align with the to the nine sectors outlined in the Northern Ireland Draft Climate Action Plan (CAP) 2023–2027.

To guide our efforts and meet statutory reporting requirements, it has been important to define our organisational and operational boundaries. These boundaries help determine where emissions are measured and managed, using 2024/25 as our baseline

year. They also provide a framework for setting clear responsibilities, performance indicators, and reporting processes across the diverse services we provide, both within our own estate and throughout the wider Borough (Fig 8).

Council Boundaries

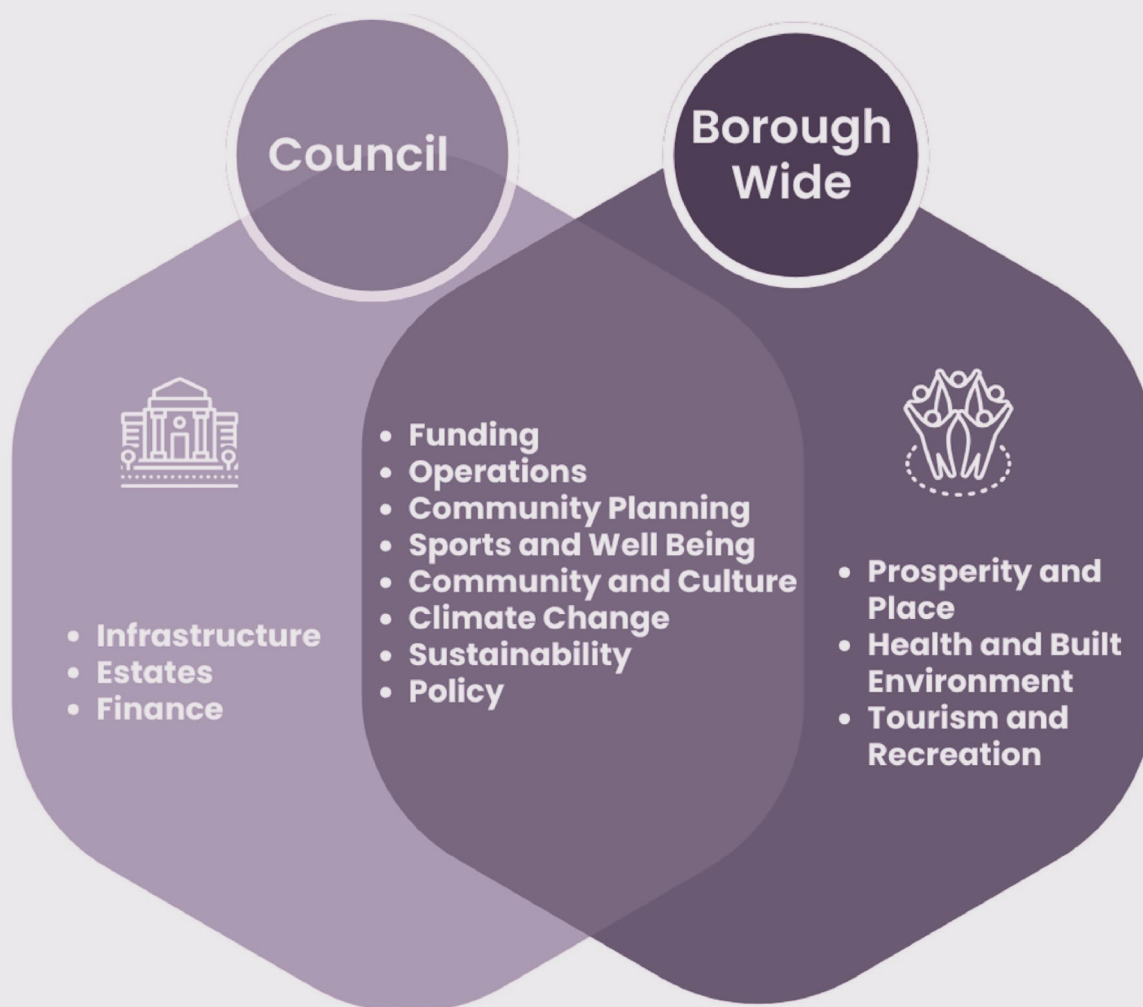


Figure 8.
Council Boundaries, including
council and wider borough wide

Our Governance and Commitments

The full extent of the organisation boundaries and functions are key to set the approach within this strategy, ensuring that the climate change impacts are clearly identified and benchmarked with clear lines of responsibility (Fig 9). The Environmental Directorate is responsible for leading climate change mitigations and adaptations within our Council. The directorate collaborates across the organisation to ensure that all the actions within this Climate Change Action Strategy (Appendix 1) are SMART (Specific, Measurable, Achievable, Relevant & Time-bound).

Climate change is led by the Environmental Services Directorate, supported by the Head of Capital Works, Energy & Infrastructure, and the Climate Change Lead Officer (CCLO). However, responsibility is shared across all our Council departments, ensuring climate action is embedded organisation wide.

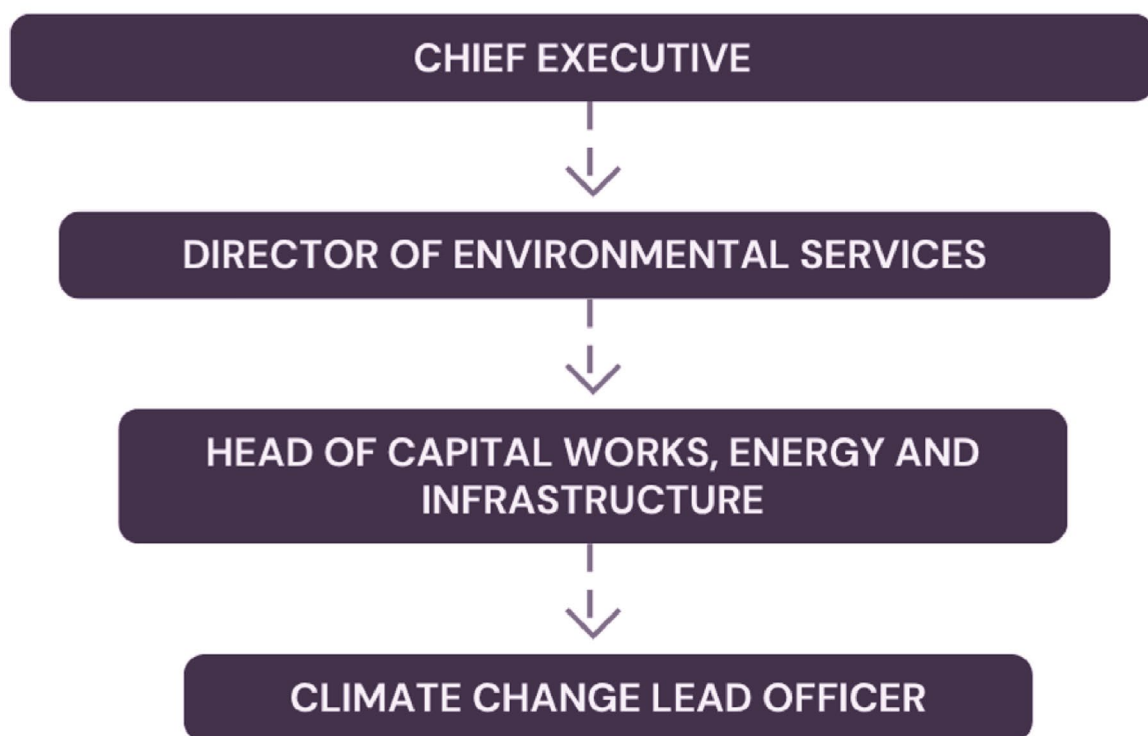


Figure 9.
Council governance structure. The Climate Change Lead Officer (CCLO) will be under the Environmental Service Directorate.

Climate Governance

As a Council, we declared a Climate Emergency in May 2020, which led to the establishment of two key working groups that meet quarterly:

- **Climate Action Team (CAT):** An internal, officer-led working group with representation from all key service areas and council functions. The CAT supports cross-departmental delivery of climate actions. *Terms of Reference are provided in Appendix 2.*
- **Climate Emergency Forum (CEF):** A member-led forum composed of Environmental Services Committee Members. The CEF provides a vital link between Members and Officers (CAT members), helping to shape direction, monitor progress, and report through the Environmental Services Committee for decision-making and delivery of the Climate Change Action Strategy (CCAS). *Terms of Reference are included in Appendix 3.*

The Climate Action Team (CAT), supported by the Climate Emergency Forum (CEF), coordinates CES delivery across all our Council functions. Their governance ensures robust statutory compliance and integration of climate goals into departmental operations. The Climate Action Team & CEF Road Map is shown in Figure 10.

"Climate change should be a concern for all of us, and through this Working Group, Council will seek to make positive changes which will make a real and lasting difference."

— The Mayor, Councillor Richard Holmes

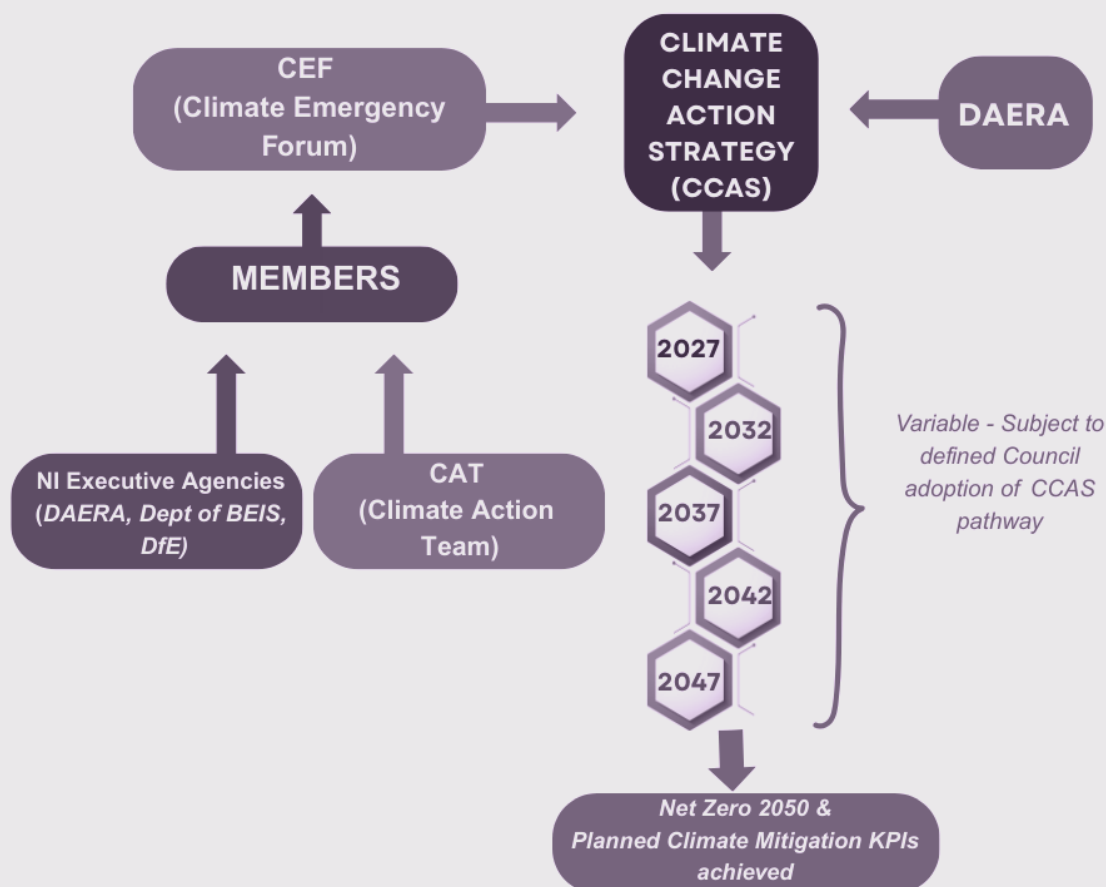


Figure 10.

The Climate Action Team & Climate Emergency Forum Road Map. DAERA = Department of Agriculture, Environment and Rural Affairs; Dept of BEIS = Department for Business, Energy and Industrial Strategy; DfE = Department for the Economy.

We also recognise that our Council's role in climate governance goes beyond managing its own estate. We have both the opportunity and responsibility to drive borough-wide action in response to the climate and biodiversity crisis. Appendix 1 outlines the specific actions to be implemented in Phase 1 of this Climate Change Action Strategy (CCAS), many of which deliver valuable co-benefits. These include improvements in

social inclusion, community resilience, productivity, economic growth, education and skills, health and wellbeing, housing quality, public spaces, safety, air and water quality, waste management, biodiversity, and the creation of green jobs. The Climate Action Team (CAT) and Climate Engagement Forum (CEF) will oversee the implementation of these actions, ensuring delivery and strengthening these wider co-benefits.

Existing Actions

.....

Causeway Coast and Glens Borough Council has already taken important steps to reduce its impact on climate change, demonstrating a strong foundation for further action.

Energy & Emissions Reduction

.....

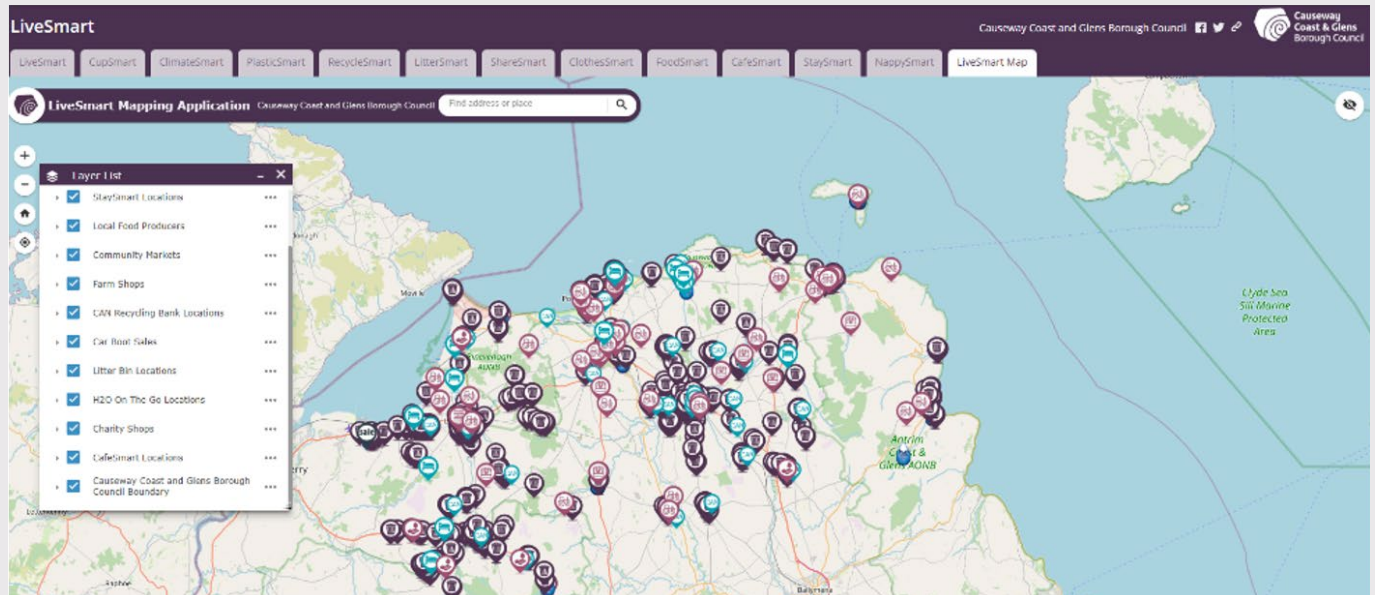
Our Council has already made progress in decarbonising its estate and operations:

- New Council buildings are being constructed to operational net zero standards, ensuring minimal carbon emissions over their lifetime.
- Over 400 kW of solar PV has been installed across Council facilities, helping to generate clean electricity on-site.
- The [Craigahulliar Landfill Gas Generation](#) Project continues to convert methane emissions into renewable energy, offsetting a portion of the Council's electricity use.

Resource Management

Sustainable waste practices and circular economy principles are embedded in Council operations:

- The Council currently achieves over 50% household recycling (LiveSmart), meeting national targets and diverting waste from landfill.
- The LiveSmart initiative promotes sustainable living among residents, focusing on waste reduction, energy efficiency, and low-impact lifestyle choices (Fig 11).



- Efforts to reduce single-use plastics are ongoing, with policy implementation supported by the PlasticSmart campaign and collaboration with local sustainable retailers such as Considered Co. in Coleraine.

Figure 11.
"LiveSmart Mapping Application by Causeway Coast and Glens Borough Council – an interactive tool connecting residents to local services, community resources, and environmental initiatives across the borough"

Innovation & Pilot Projects

The Council is supporting innovation and localised climate solutions:

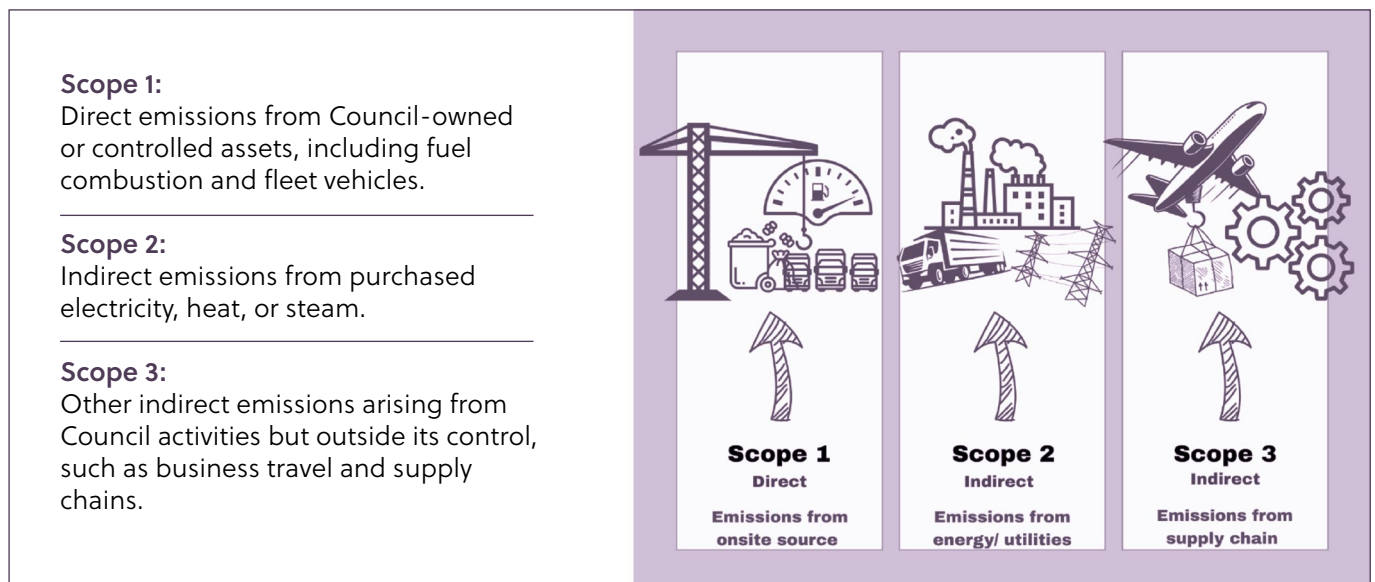
- The H₂O Project, innovative free drinking water scheme, aims to explore water conservation and efficiency across Council operations.
- The Cloughmills Bio Park is a flagship example of community-led biodiversity action, incorporating habitat restoration and nature-based learning spaces.
- The Council supports initiatives through LiveSmart, helping local communities and groups take practical action on climate and sustainability and is aided with the environmental grant funds.
- The Green Support Scheme offers technical and financial support of up to £5,000 for VAT-registered businesses in the Borough. This initiative helps businesses develop and implement Carbon Reduction Action Plans, supporting the local transition to a low-carbon economy.

Recognising the importance of inclusive action:

- The Causeway Coast and Glens Youth Voice platform includes climate as a core theme, empowering young people to shape environmental decisions.
- The Council's all-inclusive bicycle hire scheme encourages low-carbon, accessible transport options for residents and visitors.
- The Housing Investment Plan is an NIHE document. The Council has no control over social housing stock.
- Through the partnership with Northern Ireland Housing executive (NIHE), the council continues to identify opportunities through the community plan, to improve energy efficiency and reduce emissions across housing developments.
- Launch of the Co-designed Local Community PEACEPLUS Action Plan. Delivered by Causeway Coast and Glens Borough Council in partnership with the PEACEPLUS Partnership, this initiative aims to address local challenges and build a brighter, more inclusive and united future for all residents.

What are SCOPE 1, 2 & 3 Emissions?

In delivering our services and fulfilling our responsibilities to residents, businesses and visitors, the Council generates greenhouse gas (GHG) emissions through a range of activities. To ensure transparency and consistency in how we measure and reduce these emissions, they are categorised into three scopes (Fig 12), as defined by international best practice, and as part of the statutory reporting requirements.



By continually addressing all three scopes, Causeway Coast and Glens Borough Council are committed to reducing our emissions, both to meet our legal obligations and to achieve **"A better future together."**

Figure 12.
Diagram to illustrate the 3 different Scopes of Green House Gas Emissions. Scope 1 represents direct emissions, while Scope 2 and 3 are Indirect emissions

Our Baseline Emissions (Scopes 1, 2 & 3)

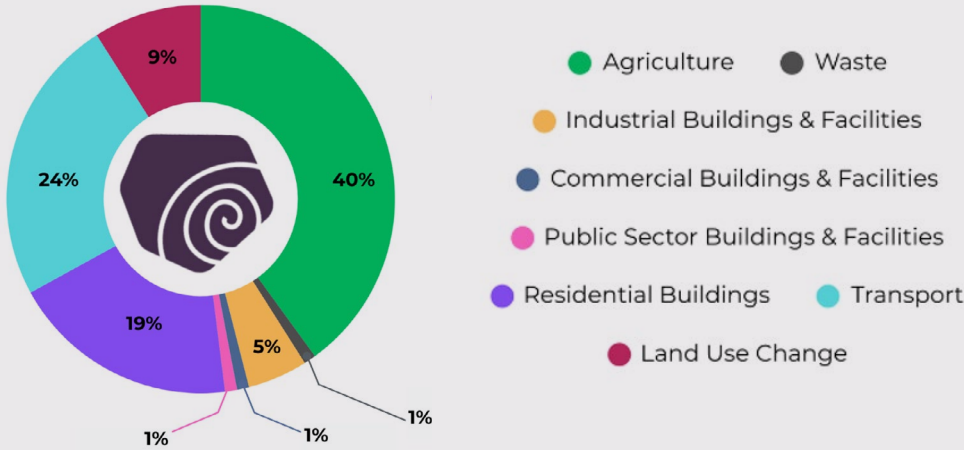
Scope 1 & 2

Understanding where our emissions come from is the essential first step in shaping an effective and targeted response to climate change. By identifying the key sectors driving greenhouse gas emissions across our Borough, we can prioritise actions that deliver the greatest impact.

The chart below (Fig 13) presents a breakdown of greenhouse gas emissions across key sectors within the Causeway Coast and Glens area. This data is derived from the [UK Local Authority and Regional](#)

[Greenhouse Gas Emissions Statistics \(2005–2022\)](#), which combines national inventory data with local energy use to provide a consistent, territorial emissions profile at the local authority level. The figures represent end-user emissions (emissions produced at the consumption stage, rather than production stage). The emissions include carbon dioxide (CO₂), methane (CH₄), and nitrous oxide (N₂O), weighted by global warming potential (GWP) to provide a carbon dioxide equivalent (CO₂e) total.

Figure 13.
Breakdown of greenhouse gas emissions by sector for Causeway Coast and Glens Borough (2022).



This information helps us plan and prioritise. It shows clearly which sectors play a role in our Borough’s carbon footprint. Reducing emissions in these areas will be

essential if we are to achieve our vision of a more sustainable and climate-resilient future.

Historical Data

Table 2. Council operational emissions from 2019 to 2024, with total emissions and corresponding year-on-year percentage change.

Year	Total Emissions (kgCO2e)	Yearly % Change
2019	4654853	
2020	4551226	-2.23
2021	3698241	-18.74
2022	3901914	5.51
2023	3667033	-6.02
2024	4089030	11.51

Our baseline analysis builds upon historical emissions trends observed since 2019. Between 2019 and 2024, the Council achieved an **11.5%** reduction in total emissions, which equates to an average annual reduction of approximately **2.3%** (Table 2). To achieve net zero by 2050, this rate must increase to at least

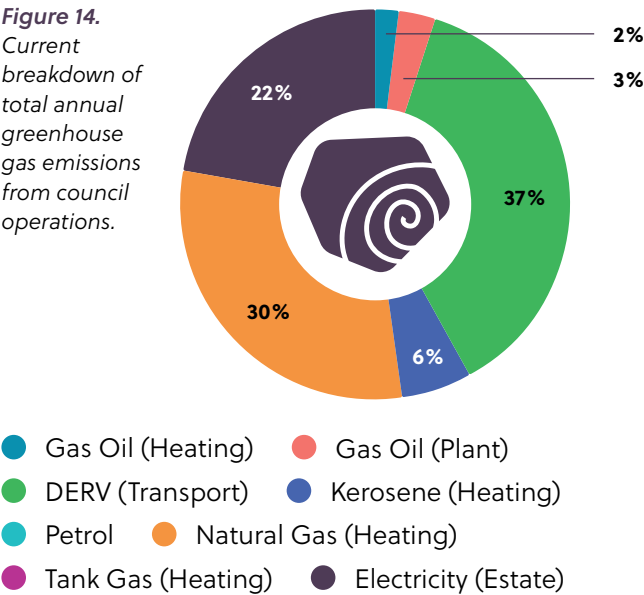
4.5% annually, effectively doubling the pace of reductions. This accelerated trajectory is necessary to align with carbon budget constraints and statutory climate targets set under the NI Climate Change Act (2022).

Historically, as economies have expanded, carbon emissions have typically increased alongside the surge in industrial and energy activities. Going

forward, our challenge is to decouple economic growth from emissions, ensuring that prosperity aligns with emissions reduction and net zero.

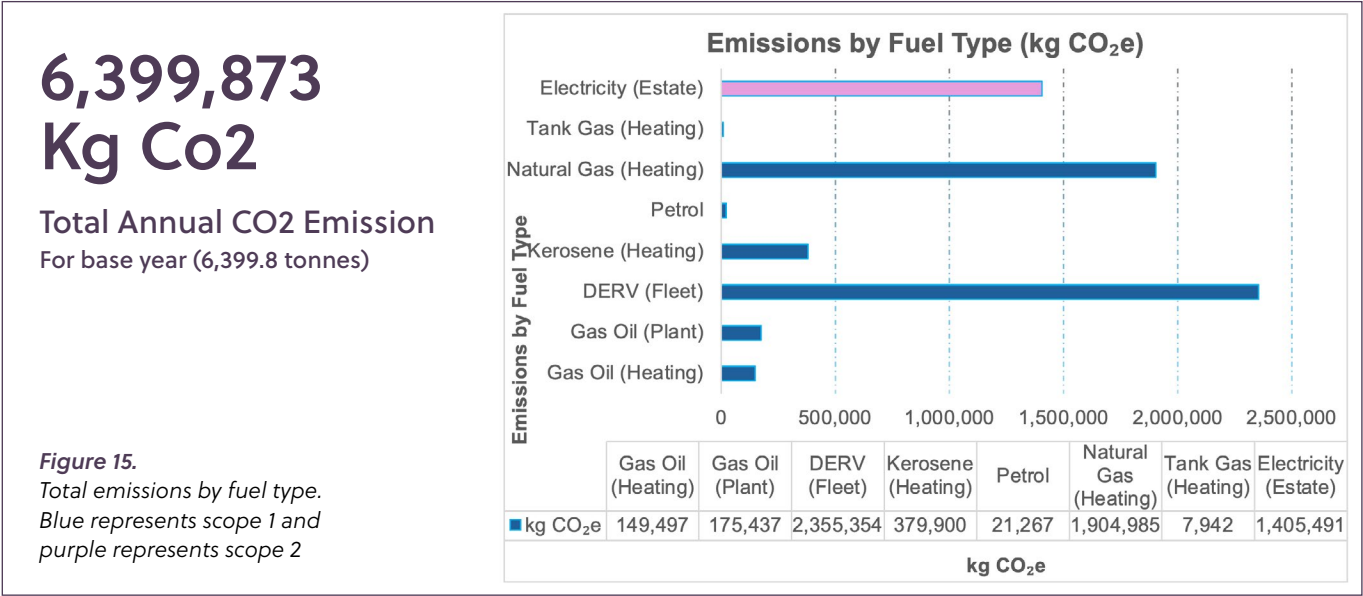
Current Data (2024/2025)

Figure 14.
Current
breakdown of
total annual
greenhouse
gas emissions
from council
operations.



In the reporting year April 2024 to March 2025, Scope 1 emissions from Council operations totalled approximately 4.99 million kg CO₂e. Over 60% of these emissions were attributed to fleet fuel use (DERV) and heating via natural gas, highlighting these as key priorities for decarbonisation in Phase 1 of the strategy. The combined Scope 1 and Scope 2 emissions reflect the significant energy footprint of our operations, totalling over 6 million kg CO₂e. These figures form the foundation of our Climate Change Action Strategy, guiding our priorities in energy efficiency, fuel transition, and sustainable practices.

The data below (Fig 15) represents our reported emissions for the fiscal year April 2024 through March 2025, covering both direct (Scope 1) and indirect (Scope 2) sources. A full breakdown of Scope 1 and 2 emissions can be found in Appendix 2.



Currently, our on-site energy generation offsets **1.5%** of emissions. Achieving net zero by 2050 through on-site generation alone would require a dramatic

increase in reductions, highlighting the scale of ambition needed.

Scope 3

Scope 3 emissions are currently challenging to quantify due to limited verifiable data. However, measuring these emissions is a key focus of Phase 1 of our Climate Change Action Strategy , with statutory reporting planned by October 2028. The Council is actively enabling borough-wide emissions reduction

by delivering programmes such as the Green Support Scheme, which offers technical and capital support to SMEs (small and medium-sized enterprises) and Social Enterprises to implement carbon reduction action plans.

Delivering Our Strategy

To achieve our vision of a climate-resilient and sustainable Borough, this strategy translates high-level goals into practical, measurable actions across all council services and functions. Rooted in our values and aligned with our strategic objectives, the delivery approach is structured, phased, and designed to evolve over time.

To track our progress and ensure accountability, a representative pathway has been developed to illustrate how our Council emissions are expected to reduce over time. This pathway reflects our phased approach, beginning with a 2024/25 baseline and targeting net zero by 2050 (Fig 16).

Causeway Coast and Glens Borough Council has established interim targets for reducing Scope 1 and 2 greenhouse gas emissions in alignment with the Climate Change Act (Northern Ireland) 2022:

1. By the end of **Phase 1** of scope 1 & 2 emissions (2032): Achieve a minimum **48%** reduction in GHG emissions compared to 2024/25 baseline levels.
2. By the end of **Phase 3** of scope 1 & 2 emissions (2042): Achieve a minimum **77%** reduction in GHG emissions from the 2024/25 baseline.

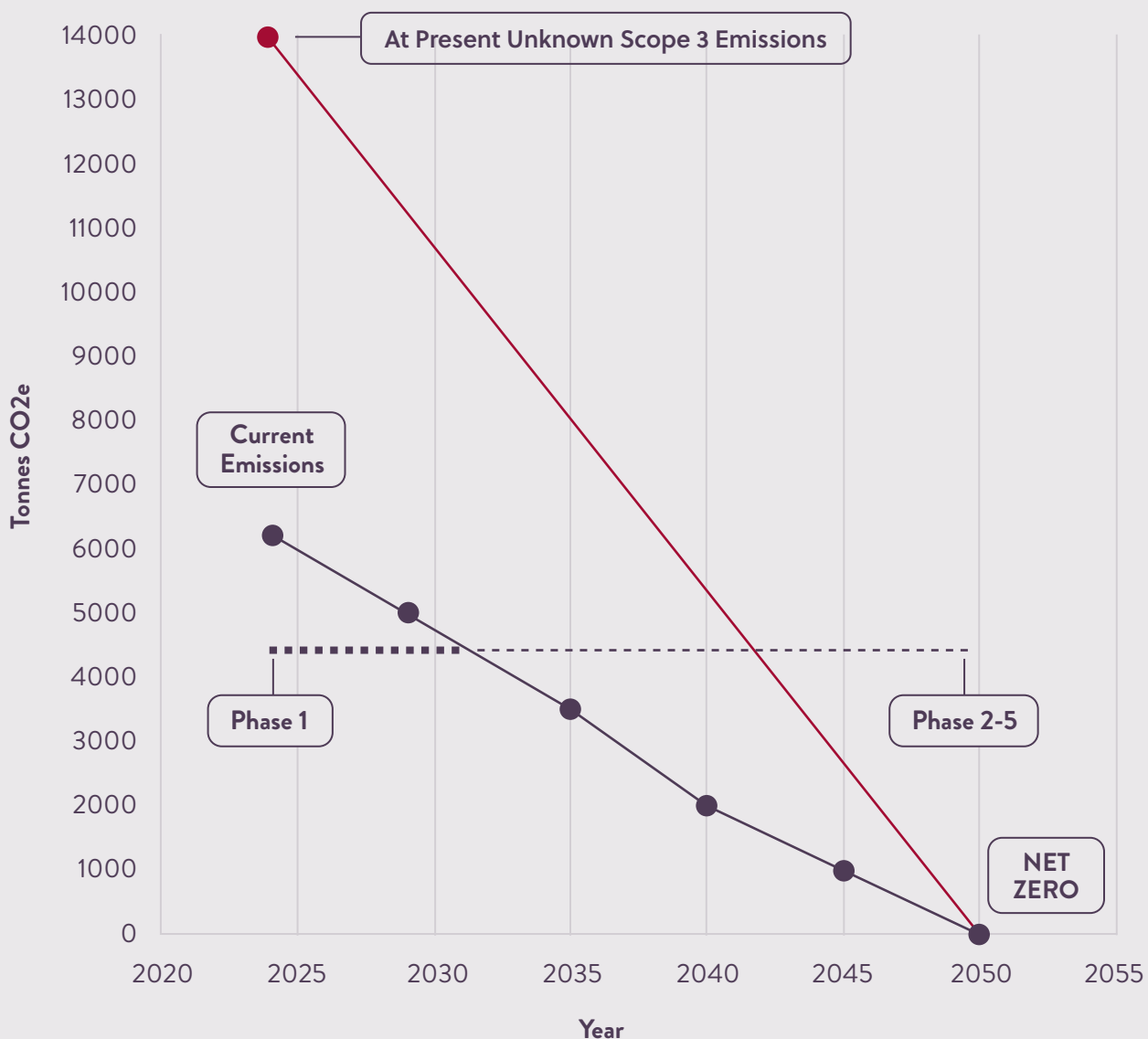


Figure 16.
Council Emissions Reduction Pathway to Achieving Net Zero (2024–2050)

The Council's action plan, outlining our strategic approach to both climate change mitigation and adaptation, is detailed in Appendix 1. Each action has been aligned to the relevant Council function area and is supported by an overarching objective. To ensure transparency and accountability, each action includes defined performance indicators and identifies a responsible lead Department tasked with overseeing delivery and progress.

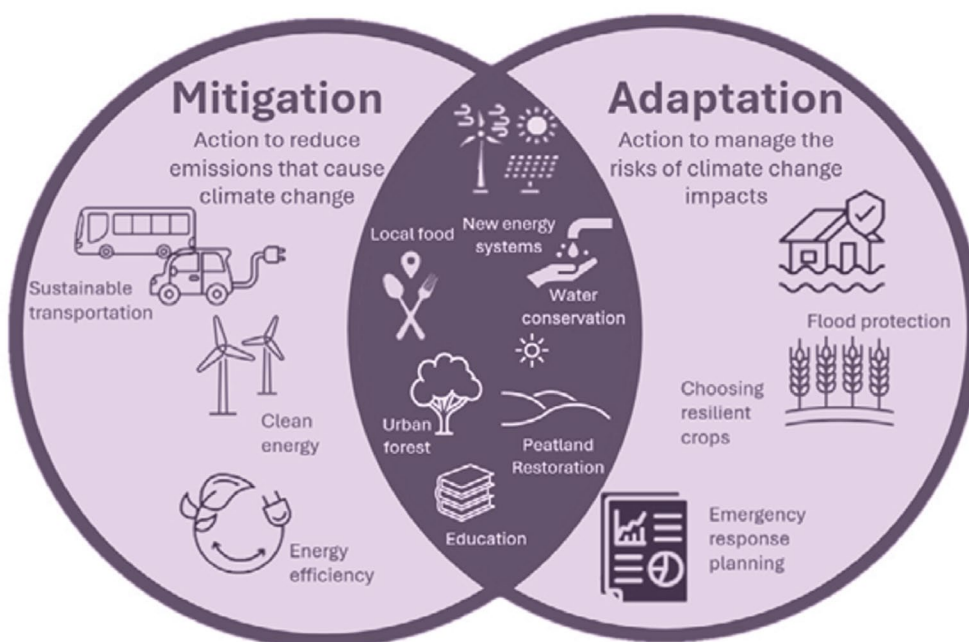
All actions within this strategy have been grouped under one of the following three categories of climate action:

- Adaptation
- Mitigation
- Combined Adaptation and Mitigation (combined)

Mitigation refers to efforts aimed at reducing or preventing the emission of greenhouse gases, aiming to limit the extent of future climate change.

Adaptation, in contrast, involves responding to the current and predicted impacts of climate change to reduce vulnerability and enhance resilience. Some climate actions help us both mitigate for climate change and adapt at the same time.

Figure 17.
Venn diagram illustrating Climate Change Mitigation actions, Adaptation actions, and those that represent a combination of both. Image sourced from the Third Northern Ireland Climate Change Adaptation Programme (NICCAP3) Public Consultation



The following aspects have been incorporated into the Council functions actions for Phase 1 of the CES.

Nature-Based Solutions

In response to climate impacts such as flooding and biodiversity loss, our Council will integrate Nature-Based Solutions (NbS) across its estate and council infrastructure. This includes urban greening, wetlands, green roofs, biodiversity corridors, and embedding nature-positive design in capital projects. NbS deliver multiple co-benefits, from carbon sequestration and air quality improvement to mental wellbeing and climate resilience. These support and align with both the NI Climate Action Plan (2024-2027) and UN SDG 13 goals.

Sustainable Procurement and Scope 3 Emissions
Recognising that a significant portion of emissions come from goods and services, our Council will implement a sustainable procurement framework to reduce Scope 3 emissions.

Behaviour changes and green skills

Achieving net zero will also require shifts in behaviours and culture. Causeway Coast and Glens Borough Council will work to expand public engagement through campaigns (e.g. LiveSmart), schools outreach, and youth initiatives like Youth Voice to increase education and awareness. Internally we will deliver carbon literacy training to staff and elected members and incorporate climate and sustainability into staff development. We will work with communities and businesses to build green skills and support and drive green innovation.

Below are the Actions across Council functions including action title, description and co-benefits (full details are detailed in Appendix 1, with timescale, lead department and performance indicators):





Infrastructure and Estate

Focus on improving energy efficiency, retrofitting buildings, installing renewables, and reducing embodied carbon in capital projects. Nature-based solutions (e.g. tree planting, green roofs, sustainable drainage) are being embedded in planning and maintenance.


Action Number	Action Title	Timeframe	Mitigation and/or Adaptation	Co-benefit
1	Nature Based Solutions	2025–2030	●	● ●
2	Tree Planting for Carbon Sequestration	2025–2030	● ●	● ●
3	Sustainable drainage systems (SuDS)	2025–2030	●	● ●
4	Carbon Lifecycle Assessments of council Buildings	2026–2037	●	● ●
5	Set direction on climate adaptations and mitigations	2025–2030	●	● ●
6	Setup a Members Climate Emergency Forum CEF	2025–2030	● ●	● ●
7	Setup an Internal Interdepartmental Working Group	2025–2030	● ●	● ●
8	Renewable Energy Installations	2025–2030	● ●	● ●
9	Emission reduction via efficiencies	2025–2033	●	● ●
10	Net Zero Buildings Policy	2025–2035	●	● ●
11	SMART meter with remote access	2025–2026	●	● ●
12	Capital Projects Upskill Project Delivery	2025–2030	●	● ●
13	Sustainable New Build Design	2025–2030	●	● ●
14	Reduce Water Consumptions	2025–2030	●	● ●
15	Energy Efficiency Training Programme & Campaign	2025–2027	●	● ● ●
16	Asset Efficiency Identification	2025–2026	●	● ●
17	Enhanced M&E Maintenance	2025–2030	●	● ●
18	Remote Access complete	2025–2030	●	● ●
19	Enhanced Building Management (BMS) Maintenance	2025–2032	●	● ●
20	Enhanced Existing Maintenance	2025–2030	●	● ●
21	Utilisation of Building Control Expertise.	2025–2032	●	● ●
22	Sustainable Construction.	2025–2032	●	● ●
23	Building Adaption Pilot	2025–2034	● ●	● ●
24	Carbon Offsetting	2025–2034	●	● ●
25	Coastal Sea Defence	2025–2027	●	● ●
26	Decarbonise Diesel / Petrol Small Plant	2025–2035	●	● ●
27	Grounds Maintenance Planting	2026–2030	●	● ●
28	Supply Chain Data Gathering	2025–2027	●	● ●
29	Energy Consumption Reduction	2025–2026	●	● ●

 Community Resilience
  Green Jobs
  Productivity
  Skills and Learning

 Economic Growth

 Nature & Biodiversity

 Public Safety




 Social Inclusion

 Education

 Places & Spaces

 Quality Homes

 Waste & Circular Economy

 Adaptation
 Mitigation
 Combined Adaptation & Mitigation



Economy

Provide support for businesses and social enterprises to develop low-carbon plans, enhance green skills training, and reduce emissions in tourism, agriculture, and supply chains.

Action Number	Action Title	Timeframe	Mitigation and/or Adaptation	Co-benefit
1	Just Transition	2025–2030	● ●	● ●
2	Green Local Economy	2025–2030	●	● ●
3	Climate Finance Strategy	2025–2027	● ●	● ●
4	Energy Audits & Retrofitting	2025–2026	●	● ●
5	Borough Emissions Reduction	2025–2030	●	● ●
6	Awareness Campaign	2025–2035	●	● ●
7	Climate Training Delivery	2025–2027	●	● ●
8	SME Carbon Reduction Support	2025–2027	●	● ● ●
9	Large Decarbonisation Projects	2025–2030	●	● ●
10	Assess Climate Resilience Planning	2025–2026	●	● ●
11	Climate Resilience Financial Planning	2025–2035	●	● ● ●
12	Sustainable Tourism & Recreation	2025–2030	●	● ●
13	Supply Chain Data Gathering	2025–2030	●	● ●
14	Borough Scope 3 Emission Reduction	2025–2030	●	● ●

● Community Resilience ● Green Jobs ● Productivity ● Skills and Learning
 ● Economic Growth ● Nature & Biodiversity ● Public Safety ● Social Inclusion
 ● Education ● Places & Spaces ● Quality Homes ● Waste & Circular Economy

● Adaptation
 ● Mitigation
 ● ● Combined Adaptation & Mitigation




Transport

Electrify fleet, expand EV infrastructure, support active travel, and reduce staff travel emissions through agile working and digital tools.

Action Number	Action Title	Timeframe	Mitigation and/or Adaptation	Co-benefit
1	Active Travel budget	2025–2030	●	● ●
2	Zero Emission Fleet	2025–2030	●	● ●
3	Decarbonise Small Fleet (<7.5T)	2025–2030	●	● ●
4	EV Infrastructure Council	2025–2028	●	● ●
5	EV Infrastructure Borough	2025–2030	●	● ●
6	Sustainable Parking	2028–2032	●	● ●
7	Maximise Agile working	2025–2026	●	● ●
8	Support Active Travel	2025–2030	●	● ●
9	Active travel funding	2025–2028	●	● ●
10	Alternative Fuel Feasibility Study	2025–2026	●	● ●

Community Resilience
 Green Jobs
 Productivity
 Skills and Learning
 Economic Growth
 Nature & Biodiversity
 Public Safety
 Social Inclusion
 Education
 Places & Spaces
 Quality Homes
 Waste & Circular Economy

Adaptation
 Mitigation
 Combined Adaptation & Mitigation



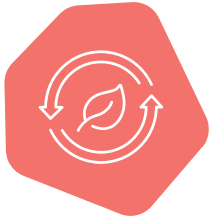
Governance

Embed climate considerations across all policies, decision-making, and staff roles. Strengthen climate reporting, emergency planning, and multi-agency collaboration.

Action Number	Action Title	Timeframe	Mitigation and/or Adaptation	Co-benefit
1	Establish Borough Climate Partnership	2025–2030	● ●	● ●
2	Align Climate Risk with Council Risk Framework	2025–2034	●	● ●
3	Sustainable Procurement	2025–2026	●	● ●
4	Green Procurement Framework	2025–2030	●	● ●
5	Community Climate Fund	2025–2028	●	● ●
6	Publish an Annual SMART Climate Report	2025–2034	●	● ●
7	Climate Resilience Plan	2025–2028	●	● ●
8	Climate Screening Tool	2025–2030	●	● ●
9	Climate Champions	2025–2027	● ●	● ●
10	Climate Risk Assessment	2025–2026	●	● ● ● ●
11	Embed Climate Change into Policies/Strategies	2025–2030	●	● ●
12	Business Continuity Planning	2025–2030	●	● ●
13	Resilience and Emergency Planning	2025–2030	●	● ●
14	Department Source Review	2025–2026	● ●	● ● ●
15	Capital Project Team	2025–2030	●	● ●
16	Administer & Enforce Building Regulations	2025–2030	●	● ●
17	Climate Action Monitoring	2025–2034	●	● ●
18	New Low Carbon Tenant	2025–2030	●	● ●
19	Low Carbon Use of Council Land	2025–2030	●	● ●
20	Climate Change Actions within Community Plan	2025–2030	●	● ●
21	Local Development Plan (LDP)	2025–2030	● ●	● ●
22	Embedding Governance	2025–2034	● ●	● ●
23	Human Resources (HR)	2025–2026	● ●	● ●
24	Council Policies & Strategies	2025–2030	● ●	● ●
25	External Collaboration	2025–2028	●	● ●
26	Lough Neagh Recovery Plan	2025–2030	● ●	● ● ● ●
27	Carbon Literacy for Local Authorities and Members	2025–2030	● ●	● ● ● ● ●

● Community Resilience	● Green Jobs	● Productivity
● Economic Growth	● Nature & Biodiversity	● Public Safety
● Education	● Places & Spaces	● Quality Homes
		● Waste & Circular Economy

● Adaptation
● Mitigation
● Combined Adaptation & Mitigation



Resource Management

Increase recycling, eliminate single-use plastics, support a circular economy, and cut Scope 3 emissions via sustainable procurement.

Action Number	Action Title	Timeframe	Mitigation and/or Adaptation	Co-benefit
1	Behaviour Change	2025–2030	● ●	● ●
2	Expand food waste and recycling programmes	2025–2026	●	● ●
3	Climate Action Section on Council Website	2025–2030	●	● ●
4	Community Support	2025–2028	● ●	● ●
5	Increase Recycling of Municipal Waste 2030	2025–2030	●	● ●
6	Increase Recycling of Municipal Waste 2035	2025–2030	●	● ●
7	Increase Waste Reduction & Re-cycling Education	2025–2030	●	● ●
8	Promote LIVESMART	2025–2030	●	● ● ●
9	Single Use (SUP)Plastics	2025–2027	●	● ●
10	Re-cycle Waste Heat (Electrical)	2025–2030	● ●	● ●
11	Re-cycle Waste Heat (Thermal)	2025–2030	●	● ●

● Community Resilience ● Green Jobs ● Productivity ● Skills and Learning
 ● Economic Growth ● Nature & Biodiversity ● Public Safety ● Social Inclusion
 ● Education ● Places & Spaces ● Quality Homes ● Waste & Circular Economy

● Adaptation
 ● Mitigation
 ● Combined Adaptation & Mitigation

Monitoring Progress

Delivery will take place in five phases between 2025 and 2050, starting with internal leadership and statutory reporting, and expanding to borough-wide support and innovation

Phase 1 (2025–2032) will focus on our Council estate emissions (Scopes 1 and 2), establishing a strong reporting framework, collecting baseline data, and delivering priority actions. This phase lays the foundation for future progress by embedding climate across all our Council functions. We will align our internal policies with our values and principles and identifying high-impact measures to drive long-term change. Scope 3 emissions reporting will begin preparation during this phase, with formal inclusion by 2027 in line with statutory requirements.

Progress will be benchmarked using key performance indicators (KPIs) across six priority areas. The Council will also embed climate education and understanding through targeted staff training and community outreach programmes (Appendix 1).

To ensure full transparency and accountability, Causeway Coast and Glens Borough Council will introduce a robust monitoring and reporting framework aligned with the Climate Change Act (Northern Ireland) 2022 and guided by the NI Draft Climate Action Plan. This includes:

- An annual internal review, conducted by the Climate Action Team (CAT), to assess emissions reduction progress, delivery of actions, and governance performance.
- Verification of Scope 1 and 2 data, ensuring accuracy and alignment with government guidance.

- Statutory reporting to DAERA via the central digital platform by October 2025, including emissions data, policies, and timelines.
- Public progress updates, with annual climate reports published on the Council website and shared with the Environmental Services Committee.





















Phase 1 will be formally reviewed in 2029 to evaluate effectiveness, identify opportunities for acceleration, and inform the design of Phase 2.

Phases 2–5 (2032–2050) will build on the foundation set in Phase 1. Each phase will begin with a structured review of progress and realignment of objectives based on emerging science, technologies, community needs and policy changes. Actions will go beyond the Council estate to include Scope 3 emissions, such as those from procurement, supply chains, and business travel. These later phases will accelerate the transition to low- and zero-carbon fleet and energy systems and deepen support for borough-wide climate resilience, through nature-based solutions, climate education, and meaningful public engagement.














With ongoing leadership, reinforced data, and collaboration across sectors, our Council will remain on the pathway to achieving net zero by 2050 while contributing to Northern Ireland's carbon budgets and wider climate goals.

Appendix 1: Action Table




Economy

Action No.	Lead	Action Title	Action Description	Timeframe	Outcome	Mitigation and/or Adaptation	Co-benefit
1	Climate Change (CC)	Just Transition	Investigate and assess a Just Transition across rural, youth, and low-income communities. Targeted support plans launched for rural, youth and low-income communities.	2025–2030	Climate action and improved community resilience	 	 
2	Prosperity and Place (P&P)	Green Local Economy	Promote a green local economy through support programmes and funding, this has been addressed through green support scheme and the LEP. Identify a baseline for green jobs and increase green job creation by at least 10% and enable 100 local businesses to adopt carbon reduction action plans by 2030.	2025-2030	Economic growth aligned with low-carbon goals		 
3	Finance (F)	Climate Finance Strategy	Develop a Climate Finance Profile to identify and secure funding. Cover at least 50% of annual climate project costs through external sources by 2027.	2025-2027	Increased financial capacity to deliver net zero	 	 
4	Energy, Health and Built Environment, Capital Works Energy and Infrastructure (E, H&BE, CWEI)	Capita works energy and infrastructure health and built environment (CWEI, HBE)	Conduct energy audits for all council buildings and at least 300 public housing units. Facilitate retrofitting of at least 300 properties by 2028, aiming for a 30% reduction in energy-related CO ₂ emissions per property.	2025-2028	Energy efficiency and long-term cost savings, reduction in household energy bills		 
5	Prosperity and Place (P&P)	Borough Emissions Reduction	Support borough-wide emissions reduction by conducting annual energy audits and targeting a 15% reduction in CO ₂ e over baseline levels by 2030.	2025-2030	Verified reduction in Scope 1/2 emissions and energy costs. Lower Borough emissions and higher participation in decarbonisation action		 
6	Prosperity and Place, Local Economic Partnership (P&P, LEP)	Awareness Campaign	Borough Awareness Campaign (external to Council). Documented awareness campaigns - where key emissions identified support explored. Provide decarbonisation awareness with support to key carbon emitters.	2025–2035	Support Initiated		 














Economy

Action No.	Lead	Action Title	Action Description	Timeframe	Outcome	Mitigation and/or Adaptation	Co-benefit
7	Prosperity and Place (P&P)	Climate Training Delivery	Provide borough-wide training and mentoring to support decarbonisation, including sourcing funding and delivering a minimum of five training sessions. Develop green technology skills by delivering at least one specialist workshop in high-priority areas such as retrofitting, wind turbine technicians, or domestic energy assessment.	2025–2030	Increased staff capacity for climate action. Training & source funding to support businesses		 
8	Prosperity and Place (P&P)	SME Carbon Reduction Support	Borough Support Training & Mentoring to Support Businesses on Green Carbon Reduction Projects (external to Council). Support 50 local businesses or social enterprises to develop carbon reduction action plans. Administer competitive grant to those who successfully achieve carbon reduction action plans.	2025–2027	Verified reduction in Scope 1/2 emissions and energy costs - Deliver green support scheme to local businesses & social enterprises		  
9	Estates, Capital Works Energy and Infrastructure (E, CWEI)	Large decarbonisation	Deliver large decarbonisation projects in partnership with central government. Install at least 200 electric meters and controls across public infrastructure by 2030.	2025-2030	Reduction in Borough CO2 emissions		 
10	Prosperity and Place (P&P)	Assess Climate Resilience Planning	Borough business capabilities. Audit completed and best practice shared. Complete audit of local businesses to assess resilience to climate change and introductions of renewable technologies.	2025–2026	Borough advancing climate resilience and CO2 reduction		 




 Community Resilience
  Green Jobs
  Productivity
  Skills and Learning
 Economic Growth
  Nature & Biodiversity
  Public Safety
  Social Inclusion
 Education
  Places & Spaces
  Quality Homes
  Waste & Circular Economy

 Adaptation
 Mitigation
 Combined Adaptation & Mitigation


























Economy

Action No.	Lead	Action Title	Action Description	Timeframe	Outcome	Mitigation and/or Adaptation	Co-benefit
11	Finance (F)	Climate Resilience Financial Planning	CC&GBC Financial Planning to secure climate resilience. Budget profile in place. Financial profiling & budget in alignment to decarbonisation agreed actions budget allocated to climate change actions to cover business cases delivering high efficiency, reduced energy & low carbon solutions.	2025–2035	Finance budget approved		  
12	Tourism and Recreation (T&R)	Sustainable Tourism & Recreation	Investigate key sustainable Tourism & Recreation actions to mitigate against Climate Change. Destination & management strategy updated with identified mitigations and adaptations to reduced effects of climate change where possible. Complete a review of the tourism & recreation strategy.	2025–2030	Sustainability Increased and Reduction in CO2		 
13	Finance, Climate Change (F, CC)	Supply Chain Data Gathering	Investigate best practice to collate emissions from Councils supply chain (Scope 3 emissions reduction). Scope 3 benchmark emissions complete July 2028.	2025–2030	Benchmark existing Scope 3 emissions to inform future reductions		 
14	Finance, Climate Change (F, CC)	Borough Scope 3 Emissions Reduction	Scope 3 Emissions Reductions. Evidence of engagement with supply chain and procurement criteria targets and objectives set to reduce scope 3 emissions. Evidence of environmental and social value weightings in tender awards.	2025–2030	Reduction of Scope 3 emissions, energy costs & increased sustainability		 





 Community Resilience
  Green Jobs
  Productivity
  Skills and Learning
 Economic Growth
  Nature & Biodiversity
  Public Safety
  Social Inclusion
 Education
  Places & Spaces
  Quality Homes
  Waste & Circular Economy

 Adaptation
 Mitigation
 Combined Adaptation & Mitigation
























Governance

Action No.	Lead	Action Title	Action Description	Timeframe	Outcome	Mitigation and/or Adaptation	Co-benefit
1	Prosperity and Place, Climate Change (P&P, CC)	Establish Borough Climate Change Partnership/Commission	Investigate and assess a Borough Climate Partnership/Commission with stakeholders from community groups, academia, business, and agriculture. Partnership formed and operational with quarterly meetings.	2025–2030	Stronger stakeholder collaboration on borough-wide climate actions	 	 
2	Climate Change (CC)	Align Climate Risks with Council Risk Framework	Link climate performance monitoring to the Council's risk management framework. Climate risks embedded in corporate risk register.	2025–2034	Early identification and mitigation of climate-related risks		 
3	Finance, Climate Change (F, CC)	Sustainable Procurement	Embed climate goals in local plans and procurement policies. Require all major projects over £500k to include sustainability criteria by 2026.	2025–2026	Cross-sector climate alignment in planning and development		 
4	Finance, Climate Change (F, CC)	Green Procurement Framework	Develop and implement green procurement policy including supply chain emissions. Procurement guidelines in place; % contracts with emissions criteria.	2025–2030	Reduced Scope 3 emissions and sustainable sourcing		 
5	Finance, Climate Change (F, CC)	Community Climate Fund	Investigate and assess a local climate action fund to support at least 10 community-led projects annually starting in 2025.	2025–2028	Enhanced public engagement and capacity building		 
6	Climate Change (CC)	Publish an Annual Smart Climate Report	Publish an annual climate report with dashboard indicators. Annual report published; KPIs tracked. Establish clear benchmarks on total council emissions, across the council's own asset base, to better track performance and identify opportunities for improvement.	2025–2034	Greater transparency and accountability		 
7	Finance, Climate Change, Estates (F, CC, E)	Climate Resilience Plan	Develop a Climate Resilience Plan addressing heatwaves, flooding, and supply chain risks.	2025–2028	Enhanced capacity to manage climate risks and adaptations		 
8	Climate Change, Capital Project, Estates (CC, CP, E)	Climate Screening Tool	Implement a climate screening tool for all major council projects to assess emissions, climate risks, and full lifecycle environmental impacts from the outset. 100% of major projects screened by 2030; at least 5 projects adjusted based on screening outcomes where relevant.	2025–2030	More sustainable project delivery aligned with net zero goals and climate resilience		 




 Community Resilience
  Green Jobs
  Productivity
  Skills and Learning
 Economic Growth
  Nature & Biodiversity
  Public Safety
  Social Inclusion
 Education
  Places & Spaces
  Quality Homes
  Waste & Circular Economy

 Adaptation
 Mitigation
  Combined Adaptation & Mitigation



















Governance

Action No.	Lead	Action Title	Action Description	Timeframe	Outcome	Mitigation and/or Adaptation	Co-benefit
9	Climate Change (CC)	Climate champions	Assign climate champions in every department and track staff climate training. Champions appointed; 50% staff trained.	2025–2027	Organisational culture shift toward climate responsibility	 	 
10	Climate Change (CC)	Climate Risk Assessment	Conduct a comprehensive Climate Risk Assessment to identify vulnerabilities across Council operations and infrastructure. This will include stakeholder engagement and scenario-based climate impact analysis to inform mitigation and adaptation planning.	2025–2026			   
11	Corporate Services (CS)	Embed climate change into policies/ strategies	Embed climate change and sustainability actions in Council plans, policies and strategies. Plans, policies and strategies identified, reviewed and updated to maximise climate change mitigations and adaptations.	2025–2030	Borough and Council estate more resilient to climate change and reduced CO2		 
12	Health and Built Environment (H&BE)	Business Continuity Planning	Business Continuity Planning. Climate Change risks are appropriately addressed within the Risk Management & Business Continuity process.	2025–2030	Increased Climate Change resilience preparedness identified including risk register and necessary actions implemented.		 
13	Health and Built Environment (H&BE)	Resilience and emergency planning	Multi agency working to develop and increase capacity, resilience and emergency planning to respond to severe weather events. Severe weather multi agency planning embedded into Emergency planning strategy.	2025–2030	Improved multi agency response, aiding improved community outcomes. Number of multi-agency responses delivered.		 
14	Climate Change, Senior Management Team (CC, SMT)	Department resource review	Conduct a comprehensive review of the climate change function within council to assess current staffing, expertise, capacity gaps, and delivery barriers. Define the case for additional resources to meet statutory and strategy delivery requirements.	2025–2026	Clear identification of operational and staffing needs to deliver Climate Change Action Strategy actions, supporting long-term delivery and compliance with statutory duties.	 	  




 Community Resilience	 Green Jobs	 Productivity	 Skills and Learning
 Economic Growth	 Nature & Biodiversity	 Public Safety	 Social Inclusion
 Education	 Places & Spaces	 Quality Homes	 Waste & Circular Economy

 Adaptation
 Mitigation
 Combined Adaptation & Mitigation

































Governance

Action No.	Lead	Action Title	Action Description	Timeframe	Outcome	Mitigation and/or Adaptation	Co-benefit
15	Health and Built Environment (H&BE)	Capital Project Team	Assist Capital Project Team in relation to new buildings and refurbishments. Internal team formed; cross-departmental engagement recorded. Update capital project delivery procedure to ensure building control become an early consultee..	2025–2030	Improved coordination and decision-making on climate action		 
16	Health and Built Environment (H&BE)	Administer & Enforce Building Regulations	Administer & Enforce Building Regulations. Application which have exceed the minimum standards. Encourage and educate applicants / applications to improve upon minimum standards in relation to fitness of materials and conservation of fuel / power.	2025–2030	Increased climate change building resilience & reduction in CO2		 
17	Climate Change (CC)	Climate Action Monitoring	Reporting & Monitoring Climate Change Information relating to DEARA Statutory submission and Monitor Climate Change Actions. CCAS annual review completed, creating continual awareness & statutory reporting completed on time.	2025–2034	Enhanced Climate Change Resilience & Reduction in CO2		 
18	Corporate Services, Climate Change (CS, CC)	New Low Carbon Tenant	New Leases in operation & Agree metrics to be measured. Revise leases to ensure low carbon building use and sustainable responsibilities placed with same.	2025–2030	Reduction in Co2		 
19	Climate Change (CC)	Low carbon Use of Council land	Sustainable Low carbon Use of Council land applications. Criteria agreed & incorporated within all requests to use Council lands. Implementation of sustainable & low carbon use of Council land applications.	2025–2030	Increased Sustainability & Reduction in Co2		 
20	Planning, Capital Project (P, CP)	Climate Change actions within Community Plan	Develop Climate Change actions necessary within Community Plan in conjunction with stakeholders. Climate Change mitigations and adaptations identified within the statement of progress of the community plan in collaboration with agency stakeholders.	2025–2030	Improved community climate resilience and reduced CO2 emissions		 





 Community Resilience
  Green Jobs
  Productivity
  Skills and Learning
 Economic Growth
  Nature & Biodiversity
  Public Safety
  Social Inclusion
 Education
  Places & Spaces
  Quality Homes
  Waste & Circular Economy

 Adaptation
 Mitigation
 Combined Adaptation & Mitigation





















Governance

Action No.	Lead	Action Title	Action Description	Timeframe	Outcome	Mitigation and/or Adaptation	Co-benefit
21	Planning (P)	Local Development Plan (LDP)	Evidence of collaborative working. Participate as stakeholder in Community Planning Strategic Partnership. Consult with relevant government bodies and key stakeholders on proposed plan policies and proposals (zonings).	2025–2030	Relevant government departments and key consultees provide input into the LDP climate change policies and proposals (zonings).	 	 
22	Environmental Services (ES)	Embedding Governance	Embedding Governance. Climate impact assessments included in all Council reports.	2025–2034	Enhanced climate resilience & reduced CO2 emission	 	 
23	Organisational Development, Human Resources (OD, HR)	Human Resources (HR)	Human Resources (HR) to Ensure Climate Change Responsibility Placed on All Staff. Greater staff awareness and support via job descriptions and staff inductions.	2025–2026	Greater council climate change support across all staff	 	 
24	Environmental Services (ES)	Council Policies & Strategies	Council Policies & Strategies. Climate change impacts and opportunities included within policies & strategies.	2025–2030	Increased organisation cohesion to mitigate and adaption to climate change.	 	 
25	Climate Change (CC)	External Collaboration	External Collaboration. Record of Meetings to collaborate & formulate a NI Council wide working group in relation to climate change mitigations & adaptations to assist best practice and to support funding opportunities.	2025–2028	Enhanced efficiencies and progress in the delivery of resilience measure and reduced emissions		 
26	Climate Change, Biodiversity, Capital Works Energy and Infrastructure (CC, B, CWEI)	Lough Neagh Recovery Plan	Work with partners to support the Lough Neagh Recovery Plan, ensuring responsible use of waterways and contributing to actions that reduce toxic algae growth and improve water quality.	2025-2030	Increased resilience of local waterways through reduced pollution, better management, and progress on algae recovery	 	   
27	Prosperity and Place, Climate Change, Operations (P&P, CC, O)	Carbon Literacy for Local Authorities and Members.	Deliver targeted carbon literacy training to elected members. the programme will build knowledge and understanding of climate science, the impacts of carbon emissions, and the role of local government in driving net zero. training will also provide practical tools for intergrating low-carbon thinking.	2025-2030	increased awareness and capacity within local authorities to embed climate considerations into everyday operations and strategic decisions.	 	    




 Community Resilience	 Green Jobs	 Productivity	 Skills and Learning
 Economic Growth	 Nature & Biodiversity	 Public Safety	 Social Inclusion
 Education	 Places & Spaces	 Quality Homes	 Waste & Circular Economy

 Adaptation
 Mitigation
  Combined Adaptation & Mitigation


















Infrastructure and Estate

Action No.	Lead	Action Title	Action Description	Timeframe	Outcome	Mitigation and/or Adaptation	Co-benefit
1	Climate Change, Biodiversity (CC, B)	Nature Based Solutions	Implement Nature Based Solutions(NbS) including urban greening, wetlands, green roofs, and biodiversity corridors. Minimum of 3 NbS projects implemented by 2030	2025–2030	Enhanced ecosystem services and borough resilience		 
2	Climate Change, Biodiversity (CC, B)	Tree Planting for Carbon Sequestration	Implement large-scale tree planting with at least 10,000 permeant trees planted annually until 2030 to enhance biodiversity and carbon capture. Native species will be sourced to maximise biodiversity value, this would support the placement of trees in appropriate locations, to maximise the co2 intake, whilst ensuring they are sourced both locally and ethically.	2025–2030	Improved biodiversity, flood management, and urban cooling	 	 
3	Planning (P)	Sustainable drainage systems (SuDS)	Promote the use of climate risk mapping and Sustainable Drainage Systems (SuDS) in all planning proposals.	2025–2030	Increased flood resilience and future-proof infrastructure		 
4	Capital Projects (CP)	Carbon Lifecycle Assessments of council Buildings	Undertake carbon lifecycle assessments for all Council buildings, beginning with new builds. This will measure emissions across construction, operation, and end-of-life stages, enabling better decisions on building, renovation, and maintenance to support net zero goals. The assessments will identify the highest-emission stages and guide future investment in low-carbon materials, energy-efficient design, and smarter maintenance strategies.	2026-2037	Total carbon impact, reduce long term carbon emissions		 
5	Capital Works Energy and Infrastructure, Climate Change (CWEI, CC)	Set direction on climate adoptions and mitigations	Set direction on climate adoptions and mitigations. Climate Change Action Strategy (CCAS) adopted by Council.	2025–2030	Mitigations and Adaptions (M&A's) completed		 
6	Capital Works Energy and Infrastructure, Climate Change (CWEI, CC)	Setup a Members Climate Emergency Forum CEF	Setup a Members Climate Emergency Forum CEF. Minimum 4 meetings/year with published minutes. To discuss Climate Change Mitigations & Recommendations.	2025–2030	Improved coordination and decision-making on climate action	 	 




 Community Resilience	 Green Jobs	 Productivity	 Skills and Learning
 Economic Growth	 Nature & Biodiversity	 Public Safety	 Social Inclusion
 Education	 Places & Spaces	 Quality Homes	 Waste & Circular Economy

 Adaptation
 Mitigation
 Combined Adaptation & Mitigation

Infrastructure and Estate

Action No.	Lead	Action Title	Action Description	Timeframe	Outcome	Mitigation and/or Adaptation	Co-benefit
7	Climate Change (CC)	Setup an Internal Interdepartmental working group	Setup an Internal Interdepartmental Working Group. Internal team formed; cross-departmental engagement recorded. Internal Climate Action Team (CAT).	2025–2030	Record of Meetings Improved organisation Climate Change collaboration	 	 
8	Energy, Climate Change (E, CC)	Renewable Energy Installations	Install renewable energy technology (solar or heat pumps) in at least 10 council facilities by 2030 to reduce CO ₂ emissions. Explore the potential to generate green energy within the borough, including a feasibility assessment of onshore wind turbine development alongside existing renewable opportunities.	By 2030	Verified reduction in Scope 1/2 emissions and energy costs. Identification of additional Renewable energy opportunities within estate – removing dependency on Fossil Fuels	 	 
9	Energy, Climate Change (E, CC)	Emission reduction via efficiencies	Emission reduction via efficiencies. Annual energy audit; Energy Consumption Reduction 15% reduction by 2033 (Base Year 2025).	2025-2033	Verified reduction in Scope 1/2 emissions and energy costs		 
10	Project Sponsor, Capital Works Energy and Infrastructure, Capital Projects (PS, CWEL, CP)	Building performance	New Building Performance. All new buildings designed to Net Zero Operational Standard actively participating within the NI building control. Low carbon and sustainable design are in both the Project Business Case and Specification. Ensure sustainable principles are integrated into all major construction and refurbishment projects at the design phase, incorporating it into both the business case and project specification. Retrofit and New Build Options Compared looking at material specification and fitting standards.	2025–2030	Implement carbon net zero building standard released april 2025' and this after the sentence ending in NI building control.		 
11	Climate Change (CC)	SMART meter with remote access	SMART meter with remote access. 50% of Council buildings will have a SMART Meter installed by 2026	2025-2026	Monitoring & Targeting and evidenced reduced consumptions and Co2 emissions		 

 Community Resilience	 Green Jobs	 Productivity	 Skills and Learning
 Economic Growth	 Nature & Biodiversity	 Public Safety	 Social Inclusion
 Education	 Places & Spaces	 Quality Homes	 Waste & Circular Economy

 Adaptation
 Mitigation
 Combined Adaptation & Mitigation

















Infrastructure and Estate












Action No.	Lead	Action Title	Action Description	Timeframe	Outcome	Mitigation and/or Adaptation	Co-benefit
12	Capital Projects (CP)	Capital Projects Upskill Project Delivery	Capital Projects Upskill Project Delivery. Comprehensive Consultancy Framework Completed to engage and appoint the necessary skills to deliver low carbon solutions.	2025–2030	Competent Consultancy Framework & Staff in Place. Engage Skilled Resource & Provide Training		
13	Capital Projects (CP)	Sustainable New Build Design	Sustainable New Build Design. Comprehensive Consultancy Framework Completed to engage and appoint the necessary skills to deliver low carbon and sustainable building solutions.	2025–2030	Competent Consultancy Framework & Staff in Place		
14	Estates, Capital Project, Climate Change (E, CP, CC)	Reduce Water Consumptions	Reduce Water Consumptions (on average 1 cubic meter of water results in 10.6 kg* of carbon emission *Dependant on location. Introduction of rainwater harvesting and fitting of economisers & Fitting of On Line Loggers to assist Informed Decision Making.	2025–2030	Water, Cost and CO2 reduction. Increase rainwater harvesting and water economising techniques		
15	Climate Change, Energy (CC, E)	Energy Efficiency Training Programme & Campaign	Energy Efficiency Training Programme & Campaign. At least 10 key staff trained by 2027	2025–2027	Competent and trained stakeholder and staff in place.		
16	Climate Change, Energy, Finance (CC, E, F)	Asset Efficiency Identification	Asset Efficiency Identification. Hierarchical Identification of inefficient building assets. Annual energy audit; 15% reduction in CO2e over baseline.	2025–2026	Verified reduction in Scope 1/2 emissions and energy costs.		
17	Estates (E)	Enhanced M&E Maintenance	Enhanced M&E Maintenance. Planned Preventative maintenance (PPM) schedules in place.	2025–2030	PPM schedule delivery adherence		
18	Estates (E)	Remote Access complete	Enhanced HVAC Maintenance. Recommissioning complete & Remote Access Provided (Existing HVAC systems greater than 5 years old). All new Building Management Systems (BMS) to have remote access and have carbon accounting by 2030.	2025–2030	Inefficient Building Performance Highlighted leading to Reduced CO2 emission		




Community Resilience	Green Jobs	Productivity	Skills and Learning
Economic Growth	Nature & Biodiversity	Public Safety	Social Inclusion
Education	Places & Spaces	Quality Homes	Waste & Circular Economy

Adaptation
Mitigation
Combined Adaptation & Mitigation



















Infrastructure and Estate

Action No.	Lead	Action Title	Action Description	Timeframe	Outcome	Mitigation and/or Adaptation	Co-benefit
19	Estates (E)	Enhanced Building Management (BMS) Maintenance	Enhanced Building Management (BMS) Maintenance. All new buildings designed to Net Zero Operational Standard. Re-commission Building Management Systems (BMS).	2025-2032	Instant Plant / Equipment management & Reduced CO2 emissions. Remote control with visibility & Improved building / asset comfort		 
20	Estates (E)	Enhanced Existing Maintenance	Enhanced Existing Maintenance. Evidenced Enhance maintenance completed with higher specifications and green alternatives. Replace necessary fabric with greater insulation and air tightness with boilers replaced with green renewable alternatives where practically possible.	2025-2030	Reduced CO2 emission		 
21	Capital Project, Health and Built Environment (CP, H&BE)	Utilisation of Building Control Expertise.	Utilisation of Building Control Expertise. All new buildings designed to Net Zero Operational Standard. Evidence of utilising in house knowledge and experience of Building Control staff as a consultee in capital maintenance (building fabric / energy performance & Building Resilience).	2025-2032	Climate Change compliant improvements together with reduced Energy Consumption and CO2 Emission.		 
22	Capital Works Energy and Infrastructure, Climate Change, Capital Project (CWEI, CC, CP)	Sustainable Construction.	Sustainable Construction. All new buildings designed to Net Zero Operational Standard. Agree benchmark metrics and measure completed projects against these standards.	2025-2032	Net-zero building stock; future-proofed infrastructure (Reduced Scope 3 Emissions (CO2) & Reduced Material (Kg) Required for Construction Delivery)		 
23	Project Sponsor, Capital Works Energy and Infrastructure, Capital Project, Estates (PS, CWEI, CP, E)	Building Adaption Pilot	Building Adaption Pilot. All new buildings designed to Net Zero Operational Standard. Feasibility study to adapt an Existing Community Centre to a Net Zero building Completed and business cases reported to Council for consideration.	2025-2034	Provides vital information to adapt an existing estate to reduce CO2 emissions	 	 




 Community Resilience
  Green Jobs
  Productivity
  Skills and Learning
 Economic Growth
 Nature & Biodiversity
 Public Safety
 Social Inclusion
 Education
 Places & Spaces
 Quality Homes
 Waste & Circular Economy

 Adaptation
 Mitigation
 Combined Adaptation & Mitigation






















Infrastructure and Estate

Action No.	Lead	Action Title	Action Description	Timeframe	Outcome	Mitigation and/or Adaptation	Co-benefit
24	Capital Works Energy and Infrastructure, Climate Change, Energy (CWEI, CC, E)	Carbon Offsetting	Carbon Offsetting. Complete a feasibility analysis of Carbon Offsetting and carbon heirachy to report member, not to be considered instead of Net zero.	2025–2034	Support decarbonisation of existing estate to provide an alternative where land footprint is unavailable on new Net Zero builds & existing assets where Green Technology is unsuited.		 
25	Capital Works Energy and Infrastructure, Capital Project, Tourism and Recreation, Senior Man-agement Team (CWEI, CP, T&R, SMT)	Coastal Sea Defence	Coastal Sea Defence. Report to Council detailing necessary Surveys with associated frequencies and interventions with costs (where necessary), to inform Climate Change adaptations actions by 2027	2025-2027	Council Assets & Lands managed responsibility with the onset of Climate Change.		 
26	Energy, Climate Change (E, CC)	Decarbonise Diesel / Petrol Small Plant	Decarbonise Diesel / Petrol Small Plant (mowers etc) Grounds Maintenance. Zero Emission Plant capability assessed. Analysis Zero emission plant options available, commencing with end of life plant / machinery replacement.	2025-2030	Reduced CO2 emissions & Report to Council for decision		 
27	Estates, Biodiversity (E, B)	Grounds Maintenance Planting	Grounds Maintenance Planting. Evidence of new regime of Climate Change Planting. Assess and agree best plants suited with the greatest co2 absorbance3 whilst prioritizing native species by 2030. Eg Fast growing trees absorb the greatest CO2 & also agree and source planting suited to cope with climate change.	2025-2030	Commencement of Planting		 
28	Estates, Biodiversity (E, B)	Supply Chain Data Gathering	Sourcing Grounds Maintenance Plants by 2027. Evidence of Reduced Scope 3 emissions via supply chain. Source plants from the UK or Ireland grown preferable for biosecurity and lower carbon footprint.	2025-2027	Reduce CO2 from Scope 3 (supply chain		 
29	Capital Works Energy and Infrastructure, Energy, Climate Change (CWEI, E, CC)	Energy Consumption Reduction	Energy Consumption Reduction. Annual energy audit; 15% reduction in CO2e over baseline. Enhance Targeting Energy & Management (TEAM) campaign.	2025–2026	Verified reduction in Scope 1/2 emissions and energy costs		 




 Community Resilience
  Green Jobs
  Productivity
  Skills and Learning
 Economic Growth
  Nature & Biodiversity
  Public Safety
  Social Inclusion
 Education
  Places & Spaces
  Quality Homes
  Waste & Circular Economy

 Adaptation
 Mitigation
 Combined Adaptation & Mitigation


















Resource Management

Action No.	Lead	Action Title	Action Description	Timeframe	Outcome	Mitigation and/or Adaptation	Co-benefit
1	Funding Unit, Climate Change, Prosperity and Place (FU, CC, P&P)	Behaviour Change	Investigate secure funding to champion Behaviour Change and Education through borough-wide outreach. At least 3 campaigns, school partnerships, and community events.	2025–2030	Greater climate literacy and public support for climate initiatives	 	  
2	Operations (O)	Expand food waste and recycling programmes	Expand food waste and recycling programmes; reduce single-use plastics (SUP). 50% reduction in landfill waste by 2026; SUP audit results.	2025–2027	Reduced emissions from waste and improved public participation		 
3	Climate Change, Corporate Services (CC, CS)	Climate Action Section on Council Website	Develop and maintain a dedicated Climate Action section on the Borough's website to inform and engage the public. Ongoing publication of progress, highlighting when action are in progress or complete. Website section launched by end of 2026 (monthly updates and visitor metrics tracked).	2025–2030	Transparent, improved public access to climate information, project updates, and participation opportunities		 
4	Operations (O)	Community Support	Support provided to communities to access funding for climate action projects to sustainably manage their environment via Environment Grant.	2025–2028	No of successful grants awarded	 	 
5	Operations (O)	Increase Recycling of Municipal Waste 2030	Increase Recycling of Municipal Waste 2030. Recycling rate increased to 55% by 2030.	2025-2030	Increase recycling rate by 5% to 55% (currently 50%) & Reduction in CO2 emissions		 
6	Operations (O)	Increase Recycling of Municipal Waste 2035	Increase Recycling of Municipal Waste 2035. Recycling Rate Increased to 65% by 2035 & actively participate in the NI Resource Network NI-RN to maximise collaboration between community groups, social enterprises, other local authorities, and charities to promote reuse and repair, ensuring resources remain in circulation.	2025-2035	Increase recycling rate by 15% to 65% (currently circa 50%) & Reduction on CO2 emissions		 





 Community Resilience	 Green Jobs	 Productivity	 Skills and Learning
 Economic Growth	 Nature & Biodiversity	 Public Safety	 Social Inclusion
 Education	 Places & Spaces	 Quality Homes	 Waste & Circular Economy

 Adaptation
 Mitigation
 Combined Adaptation & Mitigation
















Resource Management













Action No.	Lead	Action Title	Action Description	Timeframe	Outcome	Mitigation and/or Adaptation	Co-benefit
7	Operations (O)	Increase Waste Reduction & Re-cycling Education	Increase Waste Reduction & Re-cycling Education. 5 Events run by Council to encourage recycling, re-use and reductions. At least 3 communication campaigns to increase recycling and waste reduction.	2025–2030	% Increase In recycling rate and quantity of generated municipal waste reduced. Waste education and communication Events		 
8	Operations (O)	Promote LIVESMART	Promote LIVESMART. Number of Campaigns Carried Out & Ensure the sustainable management of waste including the promotion of the waste hierarchy and the circular economy. Promote LIVESMART to encourage, inform and involve all our residents, businesses and visitors to live more lightly on our planet by taking simple steps to protect our environment.	2025–2030	% Increase In recycling rate and quantity of generated municipal waste reduced		  
9	Operations (O)	Single Use Plastics (SUP)	Reduction in Consumption of Single Use (SUP)Plastics within Council & its Events. 2 of awareness events to promote the "Plastic " ethos.	2025–2027	Reduction in single use plastics & reduction in associated CO2 emissions		 
10	Capital Works Energy and Infra-structure, Climate Change (CWEI, CC)	Re-cycle Waste Heat (Electrical)	Re-cycle Waste Heat (Electrical). Servers / data rooms moved - Reposition (where possible), heat generation ICT equipment to area where waste heat or Solar PV loading is required. Eg server and data rooms located within Leisure Centres.	2025–2030	Reduced Cooling Loads and reduced CO2 emissions & Reduced Energy Costs	 	 
11	Capital Works Energy and Infra-structure, Climate Change (CWEI, CC)	Re-cycle Waste Heat (Thermal)	Re-cycle Waste Heat (Thermal). Heat recovery achieved with new builds. Maximise heat recovery opportunities on all new buildings.	2025–2030	Reduced CO2 emissions and reduced Energy cost		 




 Community Resilience
  Green Jobs
  Productivity
  Skills and Learning
 Economic Growth
  Nature & Biodiversity
  Public Safety
  Social Inclusion
 Education
  Places & Spaces
  Quality Homes
  Waste & Circular Economy

 Adaptation
 Mitigation
 Combined Adaptation & Mitigation
















Transport

Action No.	Lead	Action Title	Action Description	Timeframe	Outcome	Mitigation and/or Adaptation	Co-benefit
1	Finance, Climate Change (F, CC)	Active Travel budget	Investigate funding initiatives with a minimum 10% of transport budget to active travel infrastructure. Budget allocation confirmed. Development and maintenance of active travel infrastructure, such as walking and cycling routes, in alignment with NI Climate Change Act 2022.	2028–2032	Improved health, lower car dependence, fewer emissions		 
2	Operations (O)	Zero Emission Fleet	Assessment of zero emission vehicle propulsion for fleet vehicles. Investigations complete including pilot schemes. Commencement of Transition all vehicles with Decarbonisation of small fleet by 2030 initially.	2025-2032	Reduction in CO2 Emission & Reduced Energy Costs. By ssessing the transition to Zero Emission Fleet Vehicles together with charging and fuelling points		 
3	Operations (O)	Decarbonise Small Fleet (<7.5T)	Decarbonise Small Fleet (<7.5T) by 2025. Completion of Assessment and Trials with Agreed most advantageous Finance Options by 2025.	2025-2030	Reduction in CO2 emissions.		 
4	Climate Change (CC)	EV Infrastructure Council	Carry out a review of EV charge points requirements within Council estate (staff parking). Investigations complete commencement of transition. Assess EV charging need across Council estate by 2028	2025-2028	Reduction in CO2 Emission		 
5	Prosperity and Place (P&P)	EV Infrastructure Borough	EV charge points requirements across the Borough. Investigations complete development of strategy if intervention required. Assess EV charging needs across Borough and if this requires Council support / intervention.	2025-2030	Borough EV Charging Requirements Identified and Methodology how this is addressed assessed. Reduction in CO2 Emission		 




 Community Resilience	 Green Jobs	 Productivity	 Skills and Learning
 Economic Growth	 Nature & Biodiversity	 Public Safety	 Social Inclusion
 Education	 Places & Spaces	 Quality Homes	 Waste & Circular Economy

 Adaptation
 Mitigation
 Combined Adaptation & Mitigation

Transport

Action No.	Lead	Action Title	Action Description	Timeframe	Outcome	Mitigation and/or Adaptation	Co-benefit
6	Capital Works Energy and Infrastructure, Prosperity and Place (CWEI, P&P)	Sustainable Parking	Increased Sustainable Parking. App available for motorists to download by 2026 Complete investigation of a Intelligent Parking App to assist motorists finding available spaces - thereby reduce unnecessary traffic seeking parking.	2025-2030	Reduced Traffic and CO2		 
7	Organisational Development, Human Resources (OD, HR)	Maximise Agile working	Maximise Agile working to minimise travel. Baseline assessment complete with optimisations / efficiencies implemented by 2026. Review agile working to minimise travel & promote virtual meetings.	2025-2036	Reduction in CO2 Emission & Reduced in Cost		 
8	Sport and Wellbeing, Prosperity and Place, Tourism and Recreation (S&W, P&P, T&R)	Support Active Travel	Support Active Travel, encouraging cycling, walking and running to work. Council's plans, strategies and policies support communities to live more sustainability & of meters of greenway & update and promote cycle routes. By assessing the necessary synergies across Councils strategies and policies and work in partnership with DFI to assist sustainable travel.	2025-2030	Additional Greenway & Cycle Routes marketed / promoted & Reduction in CO2 Emission & Better Wellbeing		 
9	Sport and Wellbeing, Prosperity and Place, Tourism and Recreation (S&W, P&P, T&R)	Active travel funding	Identify funding opportunities available for active travel within Borough. Funding awarded & projects completed for active travel by 2028.	2025-2028	Reduction in CO2 emissions		 
10	Operations (O)	Alternative Fuel Feasibility Study	Carry out an alternative Fuel Feasibility Study by 2027. Completion of assessment and trials with agreed most advantageous finance options (assess best alternative fuel to achieve reduction in emissions).	2025-2027	Reduction in CO2 Emission		 

 Community Resilience	 Green Jobs	 Productivity	 Skills and Learning
 Economic Growth	 Nature & Biodiversity	 Public Safety	 Social Inclusion
 Education	 Places & Spaces	 Quality Homes	 Waste & Circular Economy

 Adaptation
 Mitigation
 Combined Adaptation & Mitigation

Appendix 2: Scope 1 and 2 Tables

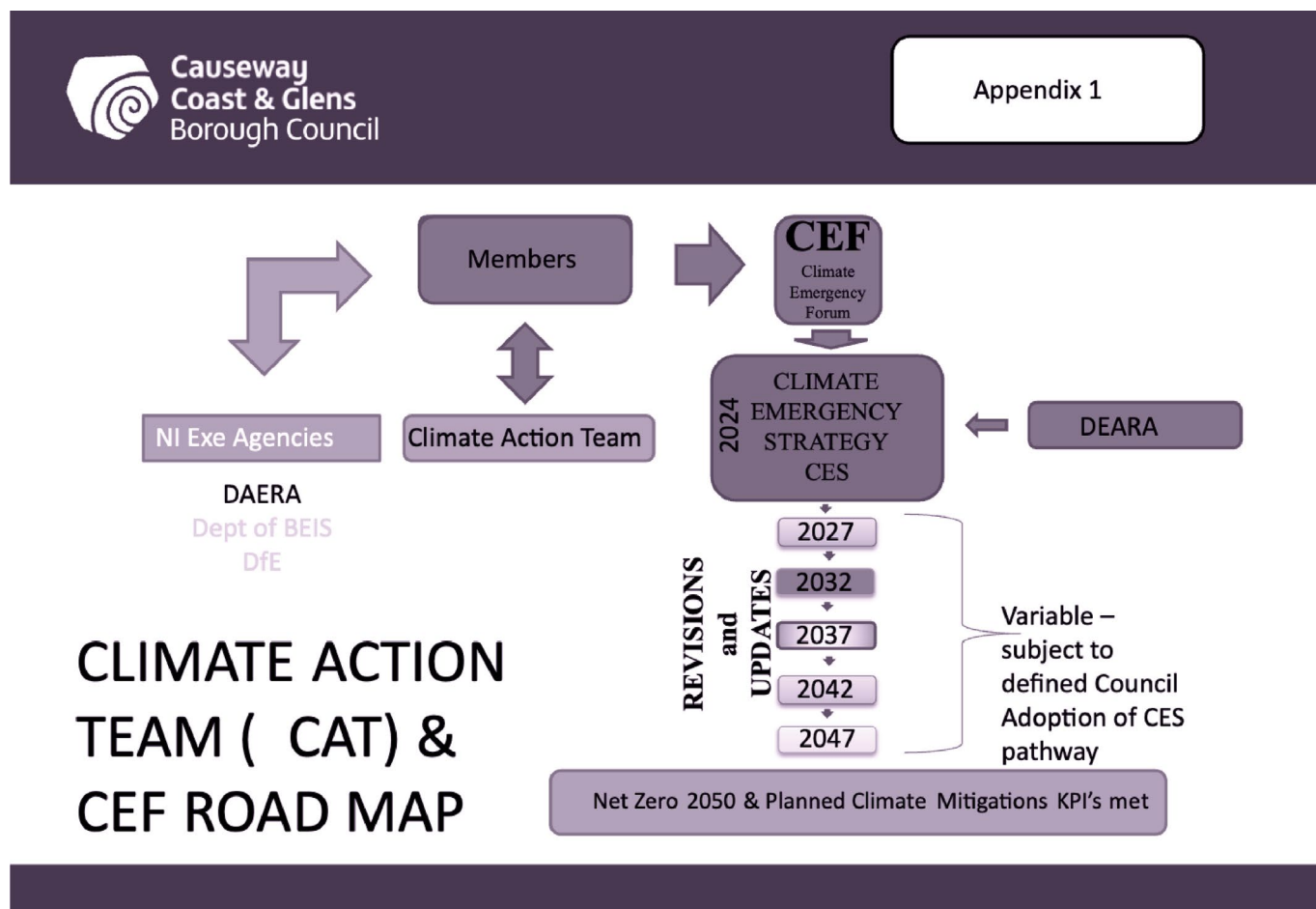
Scope 1 Emissions (1 April 2024 – 31 March 2025)				
Liquid Fuels	Use	Consumption Litres	KWhr	Kg CO2 e
Gas Oil	Heating	54878	567,987.3	149,497
	Plant	64400	666,540	175,437
	Total	119278	1,234,527	324,934
Derv	Fleet	896,192	8,896,192	2,355,354
Kero (heating)	Heating	149,567	1,548,018	379,900
Petrol	Fleet	9036	80,418	21,267
	Total			2,756,521
Gaseous Fuels	Use		KWhr	Kg CO2e
Natural Gas	Heating		10,436,560	1,904,985
Tank Gas	Heating		37078	7,942
	Total		10,473,638	1,912,927

Scope 2 Emissions (1 April 2024 – 31 March 2025)				
Electricity	Use	Consumption Litres	KWhr	Kg CO2 e
Electricity	Estate	6,788,173	1582594.6	1,405,491

Energy generated on site

Energy generated on site (1 April 2024 – 31 March 2025)		
	Generation KWhr	CO2 Reduction Kg
Electricity Solar PV		
Landfill Gas Generation (In partnership with Craigahulliar Energy)	428015	99787

Appendix 3: CAT and CEF Terms of Reference



Climate Emergency Forum CEF Terms of Reference (TOR)

An audit on Energy Management & Climate Change was completed in May 2023, and was subsequently presented and adopted by the Audit Committee in June 2023. It noted that in addition to the largely mitigation actions identified in the EMS Council must consider and quantify what adaptation is required to help withstand and minimise the effects of climate change that are already affecting the Council district. The audit recommendations include the development of a cohesive Climate Change Action Strategy (CCAS) amongst its recommendations. The initial road map is attached above, appendix 3.

The NI Climate Change Act 2022 (NI CCA) is now in force and places Statutory Obligations on Public Bodies in relation to their functions only. (Councils included).

The CAT shall assess the current need within Council across all of "its functions" in relation to climate change to ensure – that firstly Member awareness of statutory

requirements and secondly - to secure a pathway (statutory and non-statutory) to meet climate change all of the organisation's function – which will then be taken to the CEF.

The CEF Members shall be ES Committee Members, Council's Climate Action Team (CAT) and external agencies / specialists when necessary. Council already has an Energy Management Strategy (Specific to Estates only), which contains quantum's of energy consumption by fuel type and already compares this with central government targets as of 2015. Since the time of the EMS adoption, central government targets have changed as a result of the legislation change to the Climate Change Act 2008 which was updated in June 2019 – and thus central government legislative target is now 100% reduction of Co2 emission as opposed to the previous 80% reduction - hence the term "Net Zero".

Climate Action Team (CAT) Terms of Reference (TOR)

TOR

Council has declared a climate emergency (2019 & 2020) and central government has committed to a UK net zero carbon emission by 2050, with the Climate Change Act NI 2022 enforcing public bodies to report its climate change strategies in relation to its functions and provide regular updates within the strategic objectives set within.

An audit on Energy Management & Climate Change was completed in May 2023, and was subsequently presented and adopted by the Audit Committee in June 2023. It noted that in addition to the largely mitigation actions identified in the EMS Council must consider and quantify what adaptation is required to help withstand and minimise the effects of climate change that are already affecting the Council Borough. The audit recommendations includes the development of a cohesive Climate Emergency Strategy (CES) amongst its recommendations. An initial road map is attached appendix 2

The CAT shall assess the current need within Council "its functions" (see appendix 3) to inform the senior management team (SMT) of need within the function and to highlight the necessary resource to meet its statutory requirements firstly and to secure a pathway (expectations) to meet climate change.

The CAT shall report to Council's quarterly Climate Emergency Forum (CEF) across the organisation's functions (see appendix 3) and on the CA NI 2022 statutory reporting status and other climate emergency obligations necessary within same for considerations and approval (both statutory & non statutory initiatives). The CAT members shall update the CEF within its function area relating to the five objectives below.

Agree CCA 2022 reporting scope and responsibilities (both at pre / post consultation stages).

The CAT shall co-ordinate with the CAT lead and shall have the members identified in appendix 4, who will report their climate statutory functions as per section 42 of the Climate Change Act NI 2022, in relation to section 42 (3) a,b,c and d.

The CAT shall co-ordinate through the group and lead officer all the obligations within the CCA NI 2022 and all other climate change initiatives.

The CAT team members shall be responsible for their function (see CCA 2022) responsibilities both statutory and not statutory (non-statutory to be agreed by Council)

The CAT members shall develop their function area for amalgamation into Climate Emergency Strategy (CES) through to Council adoption.

The CAT shall deliver the following five objectives across each of its functions– including

- Identify current climate change impacts and risks – within its functions (refer CCA NI 2022)
- Identify & collect baseline data.
- Identify objectives and targets with performance measures (KPI's)
- Develop monitoring and report system (internal and external DAERA CCANI reporting)
- CES Adoption & Reviews in line with KPI's

The CAT shall meet every quarter in advance of the CEF.

Appendix 3 shows the flow of the TOR

The forum actions include;

1. Establish and approve revised TOR.
2. The CEF shall assess the climate change need across Council functions all climate change aspects to ensure - firstly Member awareness of statutory requirements and secondly - to secure a pathway (expectations) to meet climate change need across these functions.
3. Assess resource and cost impacts and agree climate change responsibilities.
4. In line with NI CCA 2022 Climate Change targets and 5 year milestones together with KPI's with timings to track and react to decarbonisation target progress within the following SIX areas
 - Transport
 - Heating
 - Renewables
 - Smart Technology
 - Efficiency
 - Power
5. Forward recommendations for Council decision and approval
6. Assess and access funding responsibilities on investments and consultancy services – including green transport (EV & Hydrogen), heating, smart technology and renewables.
7. Consult with NI Executive agencies to assess harmonisation to ensure scope of the CEF is complementary and not in parallel to the Executive agencies' responsibilities.
8. Agree a reporting / communicating methodology and update programme to Council secure a decarbonisation political commitment pathway – every 1yr interim updates & 5yr updates.
9. Ensure the impending pathway to statutory legislation (published by DAERA) is met or improved upon (NI CCA 2022).
10. To ensure climate change ethos is communicated and integrated in all Council functions and policies.
11. The forum shall revise and update the existing EMS and transform to the Climate Change Action Strategy (CCAS) from the above actions thereby securing the resource / funding necessary and the political commitment.

Membership

Climate Emergency Forum Chair (Chair of the ES Committee Meeting)
ES Committee Members
Climate Action Team (CAT)
Council Borough Town Teams
Business Support – Members Services – minutes / schedules / reports / meetings

External partners (when necessary) –

BEIS, LGCAN, Climate NI, NILGA, DAERA

Specialist/s when required.
NI Councils – when necessary

Meeting Frequency

Quarterly Feb, May, August & Nov
Date of first meeting Feb 2024 – date to be co-ordinated

Key

NILGA – NI Local Government Association
LGCAN – Local Government Climate Action Network
CC&GBC – Causeway Coast & Glens Borough Council

