

Aileen McGarry

From: [REDACTED]
Sent: 18 January 2022 15:37
To: Denise Dickson; David Jackson
Cc: [REDACTED]
Subject: SONI Opens Consultation on Transmission Development Plan for Northern Ireland 2021 - 2030

Dear David and Denise,

I hope you are well.

SONI has opened its consultation on the Transmission Development Plan for Northern Ireland, 2021 – 2030.

You can read the document and access the consultation portal via the link below:

<https://consult.soni.ltd.uk/consultation/draft-transmission-development-plan-northern-ireland-2021-%E2%80%93-2030>

The Transmission Development Plan is updated and proposed for approval annually, it outlines what projects are needed over the next 10 years in order to support the local economy and decarbonisation.

SONI are committed to working closely with all stakeholders to deliver a safe, secure and reliable electricity supply in Northern Ireland; and would welcome the submission of evidence to support any insights and commentary you may have.

Stakeholder engagement is critical to the development of the scenarios and this consultation is an invitation to all SONI stakeholders to provide your insights to help improve the scenarios.

The proposals detailed within the TDP will ultimately support the delivery of the Northern Ireland Executive's target to have no less than 70% of electricity generated from renewable sources by 2030.

The Transmission Development Plan will also assesses how we will work to ensure the electricity grid is safe, secure and reliable by proposing a number of projects which will improve its strength and resilience.

The primary objective of the TDP is therefore to describe the transmission network developments planned for the next 10 years. The TDP explains:

- Our approach to network development;
- The drivers for investment, both policy drivers and technical drivers;
- The identified needs of the transmission network; and
- The planned network developments with expected project completion dates.

Within the TDP we are proposing a number of essential upgrades to the Northern Ireland grid including:

- **Modernising parts of the grid in Greater Belfast so that it can fuel long-term economic growth in the city centre**
- **A high-capacity transmission system upgrade in County Antrim where the grid is at capacity. We need to strengthen it to increase the amount of clean energy we can transport from the North and West into urban centres in the East**
- **A focus on the North West and also in the Mid Tyrone areas where we want to strengthen the grid to support economic development and to facilitate decarbonisation of Northern Ireland's electricity supply**

I hope you are in a position to respond to the consultation, your feedback is important to us. Please do not hesitate to let me know if you require any further information about the consultation process.

The consultation will be open from 18th January 2022 to 15th March 2022, we will then update our plan before submitting it to the Utility Regulator for consideration.

Submissions can be made to our [consultation portal](#) and by email to info@soni.ltd.uk, please include "Response to TDPNI Consultation" in the title of any email response.

If sending by post, please address to: TDPNI 2021-2030, SONI Ltd, 12 Manse Road, Belfast, BT6 9RT.

Kind regards,

Natasha

Natasha Sayee
Head of External Communications & Engagement

Direct Line: +44 (0)2890 707845

Mobile: + [REDACTED]

Reception: +44 (0) 2890 794336



www.soni.ltd.uk

We're working flexibly at SONI Ltd.

I'm sending this message at a time that suits me.

Please feel comfortable knowing that I don't expect you to read, respond to or action it outside of regular working hours.

Disclaimer:

SONI Limited

Registered in Northern Ireland

Registered No: NI38715

Registered Office: 12 Manse Road, Belfast, BT6 9RT

This electronic message contains information (and/or attachments) which may be privileged or confidential. All content is intended solely for the use of the individual or entity to whom it is addressed. If you are not the intended recipient please be aware that any disclosure, copying, distribution or use of the contents of this message is prohibited. Any views or opinions presented within this message are solely those of the author, and may not represent those of SONI Limited. If you suspect that you have received this email in error please notify the sender

immediately and permanently delete the email. Although SONI Limited scans e-mail and attachments, it does not guarantee that either is virus-free and accepts no liability for any damage sustained as a consequence of viruses.

DRAFT Transmission
Development Plan Northern
Ireland 2021-2030



Disclaimer

While all reasonable care has been taken to prepare this document, we can make no guarantee to the quality, accuracy and completeness of the information herein. We do not accept responsibility for any loss associated with the use of this information. Use of this document and the information it contains is at the user's own risk.

Information in this document does not amount to a recommendation as regards to any possible investment. Before taking a business decision based on the content of this document, we advise that interested parties seek separate and independent opinion in relation to the matters covered by this document.

Copyright Notice

All rights reserved. This entire publication is subject to the laws of copyright. This publication may not be reproduced or transmitted in any form or by any means, electronic or manual, including photocopying without the prior written permission of SONI Ltd.

Table of Contents

DOCUMENT STRUCTURE.....	6
ABBREVIATIONS and GLOSSARY OF TERMS.....	8
Abbreviations.....	8
Glossary of Terms.....	10
EXECUTIVE SUMMARY	16
1 INTRODUCTION	24
1.1 Statutory and Legal Requirements	24
1.1.1 Statutory and Licence Requirements.....	24
1.1.2 European Statutory Requirements	25
1.2 Context of the Plan	26
1.2.1 GB, All-Island and European Context.....	27
1.3 Period Covered by the TDPNI 2021-2030	28
1.4 Data Management	28
1.5 Planning Area Categorisation.....	29
1.6 The TDPNI and Other SONI Publications.....	31
1.6.1 Generation Capacity Statement.....	31
1.6.2 Ten Year Transmission Forecast Statement.....	32
1.6.3 Transmission Development Plan (Ireland).....	32
1.6.4 Tomorrow’s Energy Scenarios Northern Ireland	33
1.6.5 Associated Transmission Reinforcements	33
1.7 Changes Since TDPNI 2020-2029	34
2 STRATEGY FOR DEVELOPING THE GRID	35
3 GENERAL APPROACH TO DEVELOPING THE GRID.....	37
3.1 Scenario Planning.....	37
3.2 Planning Standards	38
3.3 Roles and Responsibilities.....	38
3.4 SONI’s Grid Development Process.....	39
3.5 Public Planning and Environmental Considerations	42
3.5.1 Public Planning Considerations.....	43
3.5.2 Environmental Considerations.....	43
3.5.3 Strategic Environmental Assessment.....	43

4	IMPLEMENTATION: HOW THE STRATEGY FOR DEVELOPING THE GRID WILL BE IMPLEMENTED	46
4.1	Our Approach to the Environment	46
4.1.1	Introduction	46
4.1.2	Policies and Objectives	47
4.1.3	General	47
4.1.4	Biodiversity	47
4.1.5	Climate Change	48
4.1.6	Noise	48
4.1.7	Landscape	48
4.1.8	Cultural Heritage	49
4.1.9	Water	49
4.1.10	Air Quality	50
4.1.11	Tourism	50
4.1.12	Conclusion	50
4.2	Our Approach to Technology	50
4.2.1	Introduction	50
4.2.2	Policies and Objectives	52
4.3	Our Approach to Project Development	53
4.3.1	Introduction	53
4.3.2	Policies and Objectives	53
4.4	Our Approach to Planning and Consenting of Projects	54
4.4.1	Introduction	54
4.4.2	Policies and Objectives	54
4.5	Our Approach to Consultation and Engagement	55
4.5.1	Policies and Objectives	55
5	INVESTMENT NEEDS	56
5.1	Policy Drivers of Transmission Network Investment	58
5.1.1	Security of Transmission Network	58
5.1.2	Market Integration	59
5.1.3	Renewable Energy Sources Integration	59
5.2	Technical Drivers for Transmission Network Investment	60
5.2.1	Demand, Generation and Interconnection	60
5.2.2	Changes in Inter-Regional Power Flows	64

5.2.3	Changes in Asset Condition.....	64
6	PLANNED NETWORK DEVELOPMENTS.....	66
6.1	Overview of the Plan.....	66
6.2	Summary of Stage of Projects.....	67
7	PROJECT DESCRIPTION.....	72
7.1	Overview.....	72
7.2	Asset Replacement Projects.....	73
7.3	The North and West Planning Area.....	79
7.3.1	Renewable Generation Cluster Substations.....	81
7.3.2	Renewable Integration Developments.....	81
7.3.3	Load Related and Security of Supply.....	85
7.4	The South-East Planning Area.....	87
7.4.1	Dual Asset Replacement/ Load Related and Security of Supply Projects.....	89
7.4.2	Renewable Generation Cluster Substations.....	89
7.4.3	Load Related and Security of Supply.....	90
7.4.4	Fault Level Replacements.....	91
7.4.5	Interconnection.....	93
7.5	Projects in Both Planning Areas.....	95
8	ENVIRONMENTAL APPRAISAL REPORT OF TDPNI 2021-2030.....	96
	APPENDIX A: PROJECT TERMS.....	97
	APPENDIX B: PLANNED NETWORK DEVELOPMENTS.....	98
	NIE Networks Asset Replacement Projects.....	99
	Projects in the North and West Planning Area.....	102
	Projects in the South-East Planning Area.....	104
	Projects in Both Planning Areas:.....	107
	APPENDIX C: NORTHERN IRELAND PROJECTS IN EUROPEAN PLANS.....	108
	How are Northern Ireland transmission projects included in ENTSO-E’s TYNDP?.....	108
	Criteria for Inclusion in TYNDP.....	108
	SONI Projects in TYNDP 2020 and RegIP NS.....	108
	Northern Ireland Projects of Common Interest (PCIs).....	110
	Northern Ireland e-Highway 2050 projects.....	110
	How are Northern Ireland and European Plans related?.....	111
	APPENDIX D: REFERENCES.....	112

DOCUMENT STRUCTURE

The structure of the document is as follows:

The **Abbreviations and Glossary of Terms** provides a glossary of terms used in the document.

The **Executive Summary** gives an overview of the main highlights of the document and presents the plan in summary terms.

Section 1: Introduction: our statutory and legal obligations are introduced. The purpose and context of the Transmission Development Plan Northern Ireland (TDPNI) is outlined.

Section 2: Strategy for Developing the Grid: describes the overall strategy followed when developing the grid and the key strategic considerations when identifying reinforcements.

Section 3: General Approach to Developing the Grid: describes our approach to the network planning process and how we plan the development of the transmission network.

Section 4: Implementation: describes how the strategy for developing the grid will be implemented. This section is based on policies and objectives derived from Section 3.

Section 5: Investment Needs: the drivers of network development are introduced and discussed, as are the needs of the network which result from these drivers. The needs are identified through the application of the transmission development approach discussed in Section 2.

Section 6: Planned Network Developments: summarises the development projects that are currently in progress. These are the transmission projects which solve the network needs identified and discussed in Section 3.

Section 7: Project Description: summarises and categorises the development projects that are currently in progress by location.

Section 8: Summary of Environmental Appraisal Report: summarises the mitigation measures from the Environmental Appraisal Report of the TDPNI 2021-2030.

Appendix A: Project Terms

Appendix B: Planned Network Developments

Appendix C: Northern Ireland Projects in European Plans

Appendix E: References

ABBREVIATIONS and GLOSSARY OF TERMS

Abbreviations

AA	Appropriate Assessment
DSO	Distribution System Operator
EAR	Environmental Appraisal Report
EC	European Commission
ECD	Estimated Completion Date
EIA	Environmental Impact Assessment
EIS	Environmental Impact Statement
ENTSO-E	European Network of Transmission System Operators for Electricity
ER	Environmental Report
EU	European Union
GCS	Generation Capacity Statement
GIS	Gas Insulated Switchgear
GW	Gigawatt
HV	High Voltage
HVDC	High Voltage Direct Current
MW	Megawatt
NIE Networks	Northern Ireland Electricity Networks
NIS	Natura Impact Statement
PA	Project Agreement
RegIP	Regional Investment Plan
RES	Renewable Energy Sources
RGNS	Regional Group North Sea

RIDP	Renewable Integration Development Project
SAC	Special Area of Conservation
SEA	Strategic Environmental Assessment
SONI	System Operator Northern Ireland
SPA	Special Protection Areas
TDP	Transmission Development Plan
TSO	Transmission System Operator
TO	Transmission Owner
TSSPS	Transmission System Security and Planning Standards
TYNDP	Ten-Year Network Development Plan
TYTFS	Ten Year Transmission Forecast Statement
Utility Regulator	Utility Regulator for Northern Ireland

Glossary of Terms

Bay	A bay is a connection point to a busbar, and comprises switchgear and measurement equipment.
Busbar	An electrical conductor located in a station that makes a common connection between several circuits.
Capacitor	An item of plant normally used on the electrical network to supply reactive power to loads (generally locally) and thereby support the local area voltage.
Circuit	A line or cable, including associated switchgear, which carries electrical power.
Circuit Breaker	A device used to open a circuit that is carrying electrical current.
Constraint	A change in the output of generators from the market schedule due to transmission network limitations - specifically the overloading of transmission lines, cables and transformers.
Contingency	An unexpected failure or outage of a network component, such as a generation unit, transmission line, transformer or other electrical element.
Coupler	This is a device which can be used to either connect or disconnect sections of busbars. A coupler increases security of supply and flexibility under both fault and maintenance conditions. A coupler can also be known as a Sectionalising Circuit Breaker.
Deep Reinforcement	Refers to network reinforcement additional to the shallow connection that is required to allow a new generator or demand to operate at maximum export or import capacity respectively.

Demand	The amount of electrical power that is consumed by a customer and is measured in Megawatts (MW). In a general sense, the amount of power that must be transported from transmission network connected generation stations to meet all customers' electricity requirements.
Demand-Side Management	The modification of normal demand patterns usually through the use of financial incentives.
Deterministic	The deterministic methodology is often referred to as the N-1 criterion. This means that the system must have sufficient capacity so that in the eventuality of a probable system outage, there are no resulting system problems such as overloading, under-voltage, over-voltage or instability.
Distribution System Operator (DSO)	<p>In the electrical power business, a distribution system operator is the licensed entity responsible for:</p> <ul style="list-style-type: none">• operating and ensuring the maintenance and development of the distribution system in a given area (and its interconnections), if necessary and where applicable; and• ensuring the long term ability of the system to meet reasonable demands for electrical power. <p>The DSO in Northern Ireland is Northern Ireland Electricity Networks (NIE Networks). NIE Networks is also the asset owner of the Northern Ireland distribution system.</p>
EirGrid	The independent statutory electricity Transmission System Operator in Ireland.
Embedded Generation	Refers to generation that is connected to the distribution network or at a customer's site.
Gas Insulated	A compact form of switchgear where the conductors and

Switchgear (GIS)	circuit breakers are insulated by an inert gas (that is, SF ₆).
Generation Dispatch	The configuration of outputs from the connected generation units.
Grid	A network of high voltage lines and cables (275 kV and 110 kV, and in future 400 kV) used to transmit bulk electricity supplies around Northern Ireland. The terms grid, electricity transmission network, and transmission system are used interchangeably in this Development Plan.
Interconnector	The electrical link, facilities and equipment that connect the transmission network of one EU member state to another.
Network Development Driver	A factor, based on national and European energy policy objectives, that influences or “drives” the investment in the transmission network.
Network Development Need	A deficiency or problem on the network which arises as a result of one or a number of network development drivers. Network reinforcement is required to solve a network development need.
Power Flow	The physical flow of electrical power. It is typically measured in Megavolt-Amperes (MVA) which is the product of both ‘active’ and ‘reactive’ electrical power. The flow of ‘active’ power is measured in Megawatts (MW); the flow of ‘reactive power’ is measured in Megavars (Mvar).
Phase Shifting Transformer (PST)	A type of plant employed on the electrical network to control the flow of active power.
Reactive Compensation	The process of supplying reactive power to the network to compensate for reactive power usage at a point in time.
Reactive Power	Reactive power is that portion of electricity that establishes

and sustains the electric and magnetic fields of alternating current equipment. Reactive power is measured in Megavars (Mvar).

Reactor

An item of plant comprising a coil of electrical wire. Depending on its installation and configuration, it is typically employed on the electrical network to either:

- limit short circuit levels; or
- prevent voltage rise.

Shallow Connection

Shallow Connection means the local connection assets required to connect a customer, or customers, to the transmission network. These types of connections are typically for the specific benefit of that particular customer or group of customers.

SONI

The independent statutory electricity Transmission System Operator in Northern Ireland.

Summer Valley

The annual minimum electrical demand that usually occurs in August. Annual minimum demand is typically 30 % of the winter peak.

Summer Peak

The week-day peak electrical demand value between March and September, inclusive, which is typically 79 % of the winter peak.

Switchgear

A combination of electrical equipment such as disconnects and/or circuit breakers used to isolate equipment in or near an electrical station.

Transformer

An item of electrical equipment that allows electrical power to flow between typically two different voltage levels in an alternating current (AC) power system.

Transmission Losses	A small proportion of energy is lost as heat or light whilst transporting electricity on the transmission network. These losses are known as transmission losses.
Transmission Peak	The peak demand that is transported on the transmission network. The transmission peak includes an estimate of transmission losses.
Transmission System Security and Planning Standards (TSSPS)	The set of standards that the transmission system is designed to meet. The criteria are deterministic as is the norm throughout the world. They set out objective standards which have been found to deliver an acceptable compromise between the cost of development and the transmission service provided.
Transmission Owner (TO)	In the electrical power business, a transmission asset owner is the entity which owns all of the assets associated with the transmission system, including substations, cables, overhead lines and associated structures. The TO is responsible for the condition of transmission assets and thus all asset replacement projects. The TO in Northern Ireland is Northern Ireland Electricity Networks.
Transmission System Operator (TSO)	<p>A transmission system operator is the licensed entity that is responsible for:</p> <ul style="list-style-type: none">• operating and ensuring the maintenance and development of the transmission system in a given area (and its interconnections), if necessary and where applicable; and• ensuring the long term ability of the system to transmit electrical power from generation plants to transmission connected demand and regional or local electricity distribution operators.

SONI is the TSO for Northern Ireland.

Uprate

To increase the capacity or rating of electrical equipment.

Winter Peak

This is the maximum annual system demand. It occurs in the period October to February of the following year, inclusive. Thus, for transmission planning purposes the reference to winter 18 covers the period from October 2018 to February 2019. The winter peak figures take account of the impact of projected Demand-Side Management initiatives.

EXECUTIVE SUMMARY

SONI is the electricity transmission system operator for Northern Ireland.

This means we plan for the future of the electricity transmission grid and operate it every minute of every day. This includes interconnection to neighbouring grids and running the wholesale electricity market.

We ensure that everyone has power when they need it at the most economic price possible. The grid safely brings power from generators and sends it to NIE Networks. They then supply electricity to every home, farm, community and business in Northern Ireland.

SONI has a pivotal role to play in the implementation of Northern Ireland's new energy strategy, in particular, to achieving an average of at least 70% of our electricity from renewable sources by 2030, an important step on the journey to net-zero carbon emissions by 2050.

SONI is committed to delivering the transformation required in the electricity system to facilitate Northern Ireland's new energy policy. The transmission grid needs to be made stronger and more flexible to transport the increases in clean energy generation which we expect to see this decade. It also needs to be secure so that consumers have the high quality and reliable electricity supply they have come to expect.

The projects outlined in this document will ensure the transmission grid is fit for the future; providing for Northern Ireland's environmental, societal and economic aspirations.

SONI is an independent entity, with no vested interest in the generation or selling of electricity. We don't own the grid infrastructure and have no self interest in adding to it. We work every day with NIE Networks who build, own and maintain the grid transmission assets.

As a monopoly service provider, we are regulated by the Utility Regulator for Northern Ireland. Our funding is provided through a rigorous price control process and each project proposed in this document will be subject to regulatory funding.

Our Purpose

Our purpose is to transform the power system for future generations. The environment and our society are at the heart of what we do and as such, we are committed to delivering a clean energy system as a direct response to the climate crisis.

The Northern Ireland Executive's recently published new energy strategy sets a goal of at least 70% of electricity consumed to come from renewable sources by 2030. We believe this is achievable if industry, government, communities and landowners collaborate to make it happen.

In order to achieve the target we need to add more energy from renewable sources to the power system. This means that the electricity grid will need to carry more power from energy sources that vary depending on the weather. This power will also need to be carried over longer distances.

As a result, we need to make the grid stronger and more flexible. The projects outlined in this document will ensure Northern Ireland's grid is fit for the future and ensure Northern Ireland continues to have a reliable and high quality power supply.

Northern Ireland's electricity system is world leading when it comes to the integration of renewable energy and SONI's innovation and operations are a key part of that success. To build on this momentum we need a strong, resilient and flexible transmission grid. Our corporate strategy outlines our commitment to transforming the power system for future generations¹.

While SONI has a unique role to play in making the grid ready for Northern Ireland's low carbon future, we are also responsible for security of supply for consumers. We manage the balance between supply and demand on a second-by-second basis and model medium and long term adequacy in order to prepare industry and the market for what will be required to keep the lights on.

We have a wealth of natural resources and expect to see an increase in onshore wind as well as offshore wind, battery technology, new interconnection and a cleaner more efficient

¹ www.soni.ltd.uk/strategy2025

gas plant coming online in the coming decade and beyond. Northern Ireland can import and export via the Moyle Interconnector. In addition the SEM is supported by the East West Interconnector between Wales and Ireland. Interconnection is a critical pillar of today's system and market operation.

This document, The Transmission Development Plan Northern Ireland (TDPNI) 2021-2030 is the blueprint for the development of the transmission network and interconnection over the next ten years.

This ten-year plan presents projects that are expected to meet the operational needs of the transmission network. The plan also outlines future needs that may drive future potential projects.

Before we develop or add to the grid, we work with those who may be affected by our plans. We aim to make grid development a consultative process with communities and landowners at the heart of it.

We have a three-part grid development process which puts public consultation at the heart of how we develop the transmission grid. On each project, we want to engage with the community, elected representatives and other key stakeholders with a goal of finding the best possible solution, and key to this is understanding local concerns.

In order to provide a balanced solution, we aim to ensure that our approach minimises costs to the consumer while also contributing to Northern Ireland's clean energy targets and also supporting security of supply. By working with these principles at our core, we can transform the power system to deliver for consumers and our economy, while keeping Northern Ireland's switch to clean energy on track.

Shaping Our Electricity Future

In 2021, in preparation for the publication of the Energy Strategy, SONI launched an extensive consultation² into how an ambition of at least 70% of electricity from renewable

² <https://consult.soni.ltd.uk/consultation/public-consultation-shaping-our-electricity-future>

energy sources (RES-E) could be delivered by 2030. This consultation was called *Shaping Our Electricity Future*. Through this consultation we sought the views of all stakeholders into how renewable energy and new transmission network should be delivered to achieve a RES-E target of at least 70% by 2030.

Following the conclusion of the consultation process, SONI worked closely with the Department for the Economy, NIE Networks, the Utility Regulator, industry and the public to prepare a final roadmap into how 70% RES-E by 2030 could be delivered. The *Shaping Our Electricity Future Roadmap* was published in November 2021, and is available on the SONI website³. The roadmap identifies a number of projects described in this TDPNI as being critical for delivering a 70% RES-E target in Northern Ireland.

Drivers of Transmission Network Development

This report has been prepared in accordance with Article 51 of European Directive 944/2019, the Withdrawal Agreement between the UK and the EU, and Conditions 18 and 40 of the SONI Transmission System Operator Licence.

The development of the Northern Ireland electricity sector is guided by a number of national and European Union (EU) rules and strategic objectives. These objectives guide investment in the Northern Ireland transmission network and are summarised as follows:

- Ensuring the security of electricity supply;
- Ensuring the transmission system is an economical system; and
- Ensuring the long-term sustainability of electricity supply.

In order to achieve these strategic objectives, we must invest in the planning, and operation of the electricity transmission network. Drivers of investment include:

- Securing transmission network supplies;
- Promoting market integration; and

³ <https://www.soni.ltd.uk/the-grid/shaping-our-electricity-f/>

- Facilitating the economic and efficient integration of Renewable Energy Sources (RES) and complementary thermal generation.

As demand or generation changes, or as the transmission network becomes more interconnected with neighbouring transmission networks⁴, the flow of electrical energy throughout the transmission network changes. To accommodate these changes in power flows it is often necessary to modify or strengthen the transmission network to ensure performance and reliability levels are upheld. SONI and NIE Networks are obliged to develop an economic, efficient and coordinated transmission system.⁵

In addition, the condition of transmission network assets is a factor. The timely maintenance or replacement of assets is required to provide the necessary level of security of supply. This is the responsibility of NIE Networks.

Reinforcement drivers and needs can be separated into a number of categories:

- Reinforcements required to support changes in, or connection of new generation;
- Reinforcements related to interconnection;
- Reinforcements to facilitate inter-regional power flows
- Investments to address the condition of existing assets; and
- Reinforcements required to support changes in, or connection of new demand

SONI has updated the way we develop the grid through the production of 'Tomorrow's Energy Scenarios Northern Ireland' (TESNI)⁶, a recent approach which involves developing a range of possible energy scenarios dealing with renewables and the electrification of heat and transport.

In the process of developing the range of energy scenarios, key policy makers, industry experts, and stakeholders are asked how they see the energy landscape changing over time. The final scenarios are published and reviewed every two years. These scenarios will act as an input to our grid development process, aid in the identification of system needs and the

⁴ The European electric power transmission networks are interconnected, so as to be able to transmit energy from one jurisdiction to others.

⁵ The Electricity (Northern Ireland) Order 1992, Article 12

⁶ <https://www.soni.ltd.uk/newsroom/press-releases/tesni-2020/index.xml>

practicality and merit of different solutions. The first TESNI was published in 2020 and can be seen on the [SONI website](#)⁷. This is the first TDPNI which fully integrates the results of the TESNI analysis in the planning of the NI transmission network.

We would like to thank all stakeholders and interested parties who respond to the Transmission Development Plan Consultation on an annual basis. Your feedback is important to us. We look forward to your consultation responses on the proposals contained in this document.

Please visit consult.soni.ltd for access to our consultation portal where you can review all associated documents and make a digital submission.

TDPNI consultation responses can also be emailed to info@soni.ltd.uk or via Post to TDPNI Consultation 2022, SONI Ltd, 12 Manse Road, Belfast, BT6 9RT.

The consultation opens on 18/01/2022 and closes 15/03/2022.

Transmission Network Reinforcements

A total of 76 planned projects are included in this development plan. Of these, 39 are NIE Networks asset replacement projects and 37 are network development projects. Since publication of the TDPNI 2020-2029:

- 11 new projects have been included;
- 2 projects have been cancelled;
- 13 projects have been renamed, had a change in scope, or been incorporated into other project scopes; and
- 3 projects have been completed.

Details of these projects can be seen in Section 1.7.

⁷ <https://www.soni.ltd.uk/newsroom/press-releases/tesni-2020/index.xml>

The network development projects are shown by region and project category in Table E-1 below.

Table E-1: Summary of Number of Network Development Projects in Progress by Region and Project Category

Network Development Projects by Planning Area				
Project Category	North and West	South-East	Projects in Both Areas	TOTAL
New Build	9	6	0	15
Uprate/ Modify	9	7	4	20
Refurbish/ Replace	0	0	0	0
Combination	0	2	0	2
TOTAL	18	15	4	37

As well as the project categories detailed in Table E-1, Appendix B highlights the drivers and needs of each project. Changes to projects including costs are described in Section 7.

Capital Expenditure

SONI's expenditure on transmission development projects due for completion over the period 2021 – 2030 is estimated at £52.4 million, of which £12.9 million has been spent already. This figure is the amount required to bring projects to the point of handover to NIE Networks and to support NIE Networks during the construction and commissioning phase. The projects are subject to SONI's governance procedures. Estimated TO costs associated with these projects are £508.1 million. The Utility Regulator will determine the amount that can eventually be recovered from customer and generator tariffs for these projects.

The Utility Regulator has already approved expenditure for asset replacement of £43.3 million for NIE Networks for the period 2017-2024⁸. There are three further asset replacement projects sitting outside this mechanism with indicative costs estimated at £57.5 million⁹. Asset replacement projects currently planned after RP6 are estimated to cost £50 million, subject to the Utility Regulator's determination of next NIE Networks price control (RP7). Total estimated asset replacement costs over the ten years covered by this plan are approximately £168.9 million.

The total estimated cost of all projects described in the TDPNI 2021-2030 is £729.4 million.

Data Management

Transmission network development plan is updated regularly. To allow for comparison of network development projects on a year-on-year basis, data is represented at a fixed point in time – the data freeze date. The data freeze date of TDPNI 2021 is 1 July 2021.

Strategic Environmental Assessment

The TDPNI 2018-2027 was subject to Strategic Environmental Assessment¹⁰ (SEA) and Appropriate Assessment¹¹ (AA) (see section 3.5.3). An Environmental Appraisal Report (EAR) was carried out on TDPNI 2021-2030 to assess the Plan against the adopted SEA statement. This EAR accompanies the TDPNI and the main findings have influenced and are incorporated into the Plan.

⁸ See the NIE Networks RP6 final determination: <https://www.uregni.gov.uk/nie-networks-rp6>. Please note that the costs reported in the RP6 final determination are from 2015-16 and have been adjusted for inflation in this TDPNI for 2021.

⁹ Coolkeeragh – Magherafelt 275 kV refurbishment, Ballylumford – Eden 110 kV Refurbishment and Ballylumford 110 kV switchboard replacement

¹⁰ EU Directive (2001/42/EC) Strategic Environmental Assessment is a requirement for certain plans and programmes.

¹¹ EU Habitats Directive: Council Directive 92/43/EEC of 21st May 1992 on the conservation of natural habitats and of wild fauna and flora

1 INTRODUCTION

The Northern Ireland transmission system is a network of 275 kV and 110 kV (and in future 400 kV) high voltage lines and cables. It is the backbone of the power system; efficiently delivering large amounts of power from where it is generated to where it is needed, safely and reliably.

Electricity supply is essential to everyday life and to the local economy, and a reliable electricity network is the means by which we move electricity around Northern Ireland. The development of transmission network infrastructure is, therefore, of strategic importance.

This TDPNI outlines the:

- Drivers of network development;
- Network investment needs; and
- Projects required to address these needs.

1.1 Statutory and Legal Requirements

Regulations that are relevant to planning the transmission network include:

1.1.1 Statutory and Licence Requirements

- The Electricity Order (Northern Ireland) 1992:
 - Article 12
 - Article 32
- The Electricity Safety, Quality and Continuity Regulations (Northern Ireland) 2012.
- The Construction (Design and Management) Regulations (NI) 2016.
- SONI's TSO Licence:
 - Condition 18 – Transmission Interface Arrangements
 - Condition 20 – Operation of the Transmission System and the System Security and Planning Standards
 - Condition 40 – Transmission Development Plan NI
- NIE Networks Transmission Licence:

- Condition 17 – Transmission Interface Arrangements
- Condition 19 – Developing and Maintaining the Transmission System

1.1.2 European Statutory Requirements

- Regulation (EC) No 943/ 2019 on conditions for access to the network for cross-border exchanges in electricity:
 - Article 28; Article 30 paragraph 1(b); Article 34.
- Directive 2019/ 944/ EC concerning common rules for the internal market in electricity:
 - Paragraphs 1 and 4 of Article 51.
- Regulation (EC) No 943/2019 on the promotion of the use of energy from renewable sources:
 - Article 13 paragraph 5; Article 12 paragraph 2 and 6
- Regulation (EC) No 943/2019 on energy efficiency:
 - Paragraph 4 and 6 of Article 13.
- Withdrawal Agreement between the UK and EU:
 - Article 9 of the Protocol on Ireland/Northern Ireland

The Withdrawal Agreement between the UK government and the EU provides for the continuation of the Single Electricity Market on the island of Ireland and the continued application of European legislation that relates to the wholesale electricity market¹².

Therefore, the format of the TDPNI will remain consistent with previous editions, with no change to the legal basis upon which it is prepared.

SONI is responsible for the planning and operation of the transmission network within Northern Ireland. We have a licence obligation to produce a TDPNI annually and as per European requirements we contribute to a European Ten-Year Network Development Plan¹³ (TYNDP) every two years.

¹² Withdrawal Agreement between the UK government and the EU can be found here: <https://eur-lex.europa.eu/legal-content/EN/TXT/?uri=CELEX:12019W/TXT>

¹³ TYNDP 2020 is available here: https://eepublicdownloads.blob.core.windows.net/public-cdn-container/tyndp-documents/TYNDP2020/FINAL/entso-e_TYNDP2020_Main_Report_2108.pdf

NIE Networks is responsible for the development and maintenance of the transmission system¹⁴, including asset replacement projects, in accordance with the Transmission Interface Arrangements (TIA)¹⁵. SONI reviews all asset replacement proposals and these are incorporated in this Plan.

1.2 Context of the Plan

This TDPNI covers a period of ten years which, as well as being a statutory requirement under our licence, is in line with the European Network of Transmission System Operators for Electricity's (ENTSO-E) TYNDP. As part of the preparation of the TDPNI, we consult with EirGrid as TSO in Ireland and with NIE Networks in compliance with the licence condition. SONI is obliged to undertake a public consultation on the draft TDPNI. Following feedback received from the public consultation we update the TDPNI, as required, and provide a report to the Utility Regulator on feedback received. We prepare the final version of the TDPNI and submit it to the Utility Regulator for approval. A public consultation on the TDPNI is held by the Utility Regulator for Northern Ireland before approval¹⁶.

This TDPNI, TDPNI 2021-2030, has been assessed against the adopted SEA statement through the accompanying Environmental Appraisal Report (EAR). A Strategic Environmental Assessment (SEA) was undertaken on TDPNI 2018-2027 under the provisions of the European Communities Directive 2001/42/EC on the assessment of the effects of certain plans and programmes on the environment (SEA Directive) as transposed through the Environmental Assessment of Plans and Programmes Regulations (Northern Ireland) 2004 (S.R. 280/2004). A Habitat Regulations Assessment (HRA) was also prepared (Council Directive 92/43/EEC, and Conservation (Natural Habitats, etc.) Regulations (Northern Ireland) 1995). The SEA aims to provide a high level of protection for the environment and to promote sustainable development. The SEA and HRA are anticipated to be valid for five years.

¹⁴ NIE Networks Transmission Licence, Condition 19. Available here: <https://www.uregni.gov.uk/files/uregni/media-files/NIE%20Transmission%20Licence%20effective%2018%2001%202020.pdf>

¹⁵ These are described in section 3.3

¹⁶ Directive 2019/944/EC, Article 51, Paragraph 4: "The regulatory authority shall consult all actual or potential system users on the ten-year network development plan in an open and transparent manner. Persons or undertakings claiming to be potential system users may be required to substantiate such claims. The regulatory authority shall publish the result of the consultation process, in particular possible needs for investments."

The Transmission Owner (TO), NIE Networks, is responsible for the detailed design and construction of projects. NIE Networks is also responsible for delivering asset replacement projects.



The development of the transmission network involves forecasting future needs. Solutions chosen to address these needs must maintain security and quality of supply within standards, while balancing costs and environmental impacts. The process is flexible to enable the long-term development of the network, and derogations against standards can be obtained in exceptional circumstances.

Considerations that shape the medium and long-term development of the transmission network are outlined below.

1.2.1 GB, All-Island and European Context

Our TSO licence obliges us to carry out transmission planning on a coordinated all-island basis in conjunction with EirGrid. This requirement is met by the System Operator Agreement in place between SONI and EirGrid. Together we now publish All-Island Generation Capacity and Ten Year Transmission Forecast Statements. The aim of coordinated planning is to ensure, as far as possible, that projects developed, particularly in border areas, will benefit the entire island.

European legislation requires all European TSOs to cooperate through ENTSO-E. ENTSO-E has six regional groups that co-ordinate network planning and development at regional level. We are members of the Regional Group North Sea (RGNS), which also includes EirGrid and the TSOs of Belgium, Denmark, France, Germany, Luxembourg, Netherlands and Norway. One of the duties of RGNS is to produce a Regional Investment Plan (RegIP) every two years. This RegIP together with the other five RegIPs feed into ENTSO-E's Ten Year Network Development Plan (TYNDP).

Projects of pan-European and regional significance¹⁷ are identified in the TDPNI using the following labels: “ TYNDP/ TYNDP_Project_No” or “ RegIP/ RegIP_Project_No”. The

¹⁷ Please see Appendix C for information on what qualifies a project to be of pan-European significance.

most recent final versions of TYNDP¹⁸ and RGNS RegIP¹⁹ were both issued in 2020. Northern Ireland projects in European plans are listed in Appendix C.

1.3 Period Covered by the TDPNI 2021-2030

TDPNI 2021-2030 presents our view of future transmission needs and our plan to develop the network through specific projects to meet these needs over the next ten years. It also includes NIE Networks' view of asset replacement needs on the transmission system, including those provided for through its price control.

It is possible that changes will occur in the need for, scope of, and timing of the listed developments. Similarly, it is likely, given the continuously changing nature of electricity requirements, that new developments will emerge that could impact the plan as presented. These changes will be identified in future studies and accommodated in future TDPNIs. As such, the long-term development of the network is under review on an on-going basis, and at least every year.

This TDPNI presents the projects which are currently being advanced to solve the needs of the transmission network. In addition, future needs that drive future potential projects are also discussed.

1.4 Data Management

Transmission network development is continuously evolving. To help the comparison of network development projects year-on-year, and in the interest of routine reporting, data is represented at a fixed point in time – the data freeze date.

The TDPNI summarises transmission projects applicable as at the data freeze date, 1 July 2021. Future TDPNIs will highlight the changes that have happened since the previous plan.

¹⁸ TYNDP 2020 can be found here: https://eepublicdownloads.blob.core.windows.net/public-cdn-container/tyndp-documents/TYNDP2020/FINAL/entso-e_TYNDP2020_Main_Report_2108.pdf

¹⁹ https://eepublicdownloads.azureedge.net/tyndp-documents/loSN2020/200810_RegIP2020_NS_beforeconsultation.pdf

1.5 Planning Area Categorisation

Power flows on the transmission network are not contained within specific localities. Therefore, from a transmission planning viewpoint, it is more appropriate to represent planning areas that best reflect the conditions and power flows on the transmission network. For this purpose we refer to two planning areas in Northern Ireland:

- The North and West; and
- The South-East.

The regions and planning areas that best reflect the conditions and power flows on the transmission network are illustrated in Figure 1-1 below.

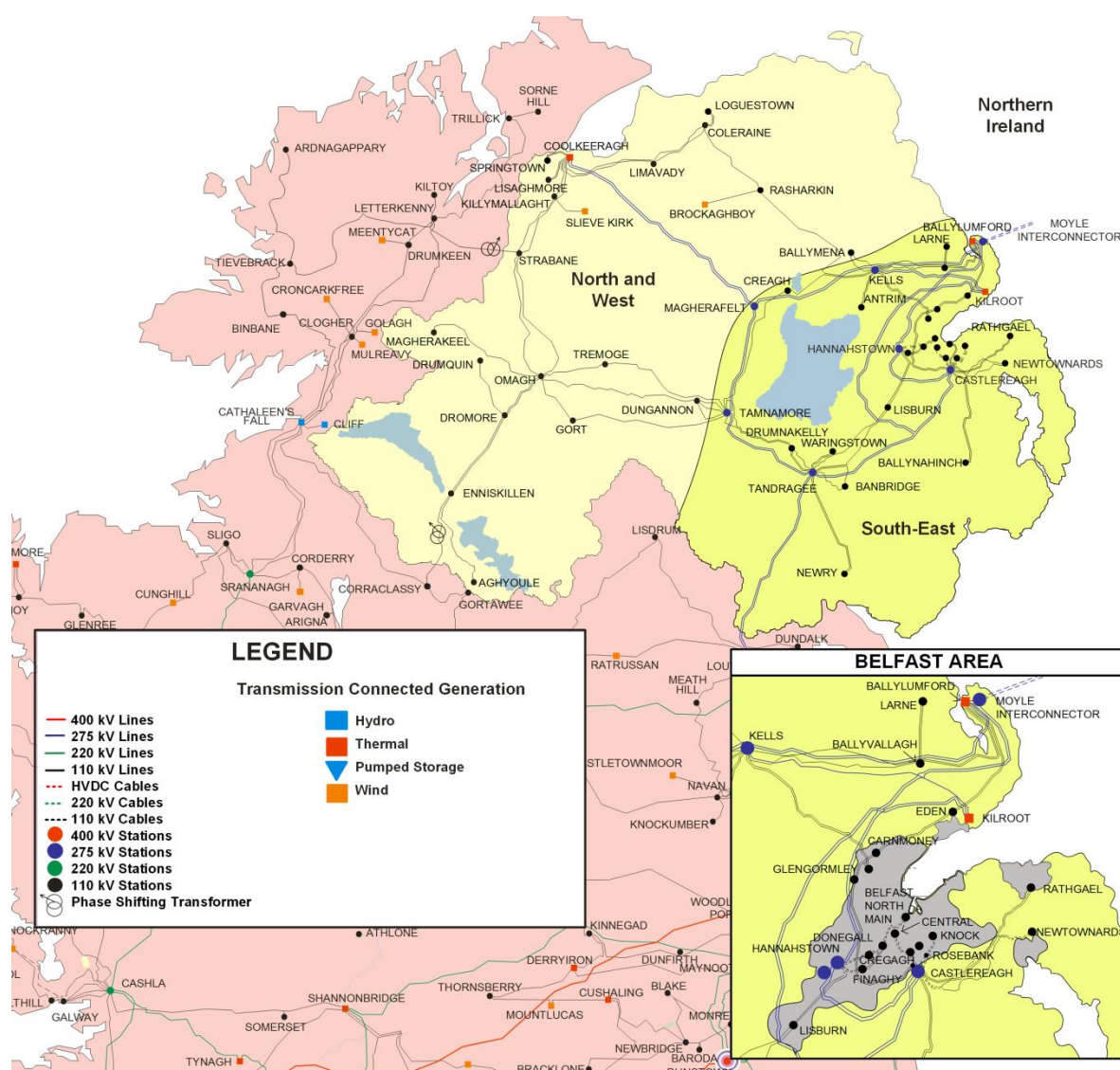


Figure 1-1 Illustration of the Northern Ireland planning areas

1.6 The TDPNI and Other SONI Publications

SONI and EirGrid are responsible for the publication of a number of statutory documents under their respective TSO licences. Two of these documents (the Generation Capacity Statement and the Ten Year Transmission Forecast Statement) are published on an all-island basis by both TSOs.

The other statutory documents published by both SONI and EirGrid are detailed below. All statutory documents can be found on the SONI website²⁰. Figure 1-2 shows the relationships between the statutory documents published by SONI.

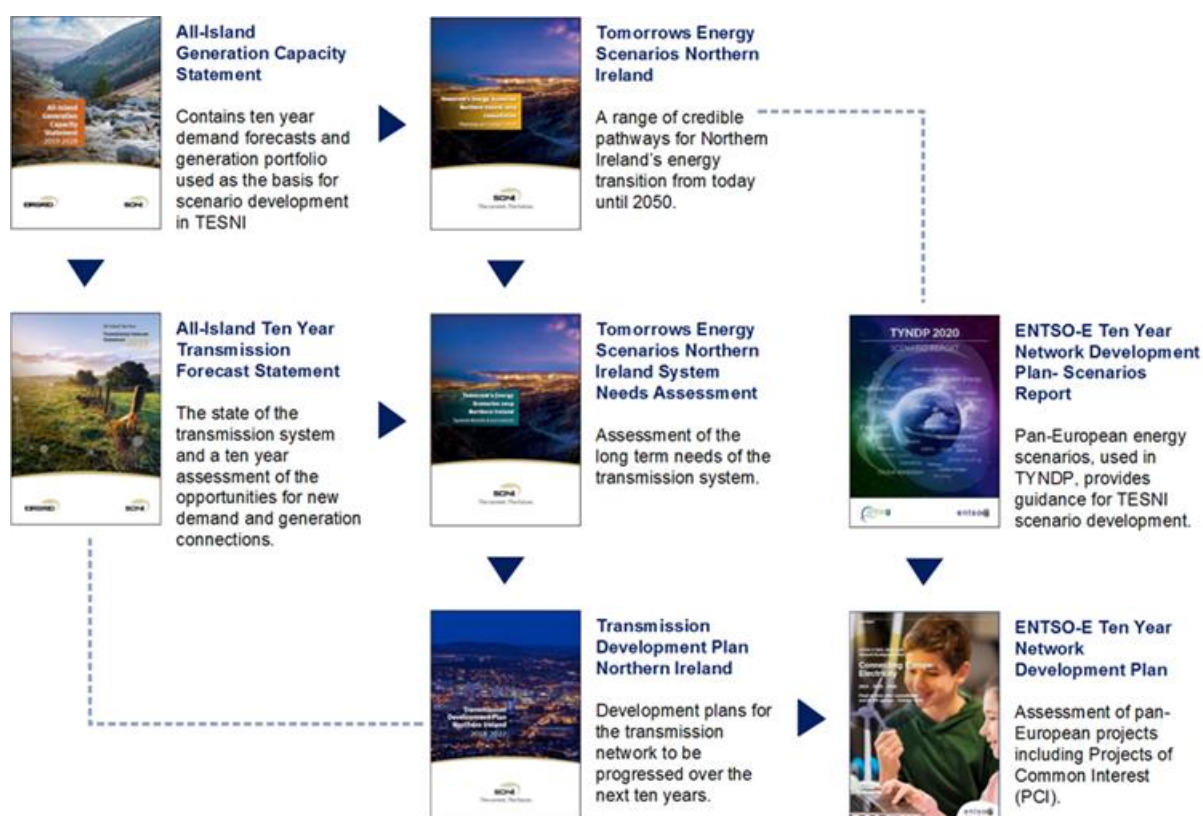


Figure 1-2 The TDPNI in context with other SONI publications

1.6.1 Generation Capacity Statement

The Generation Capacity Statement (GCS) is published annually by SONI and EirGrid. The GCS provides:

- A ten year forecast of electricity demand in Northern Ireland and Ireland;
- Contracted changes to conventional generation;

²⁰ <https://www.soni.ltd.uk/library/>

- Forecasted changes to renewable generation; and
- A ten-year forecast of the generation capacity required to meet demand.

The most recent version of the GCS is Generation Capacity Statement 2021-2030 and is available from the SONI website²¹.

1.6.2 Ten Year Transmission Forecast Statement

The Ten Year Transmission Forecast Statement (TYTFS) is published annually by SONI and EirGrid. The TYTFS provides:

- Network models and data of the all-island transmission system;
- Forecast generation capacity and demand growth (taken from the GCS);
- Maximum and minimum fault levels at transmission system stations;
- Predicted transmission system power flows at different points in time; and
- Demand and generation opportunities on the transmission system.

The most recent version of the TYTFS is Ten Year Transmission Forecast Statement 2020 and is available from the SONI website²².

1.6.3 Transmission Development Plan (Ireland)

The Transmission Development Plan (TDP) for Ireland is published annually by EirGrid. It is the equivalent document to the TDPNI for Ireland and is the plan for the development of the Irish transmission network and interconnection. It covers a ten-year period. The TDP presents projects that are needed for the secure operation of the Irish transmission network. EirGrid and SONI work to co-ordinate the two plans.

The most recent version of the TDP (Ireland) is TDP 2020-2029 and is available from the EirGrid website²³.

²¹ <https://www.soni.ltd.uk/media/documents/208281-All-Island-Generation-Capacity-Statement-LR13A.pdf>

²² https://www.soni.ltd.uk/media/documents/208249-EirGrid-All-Island-TYTFS-Report-V2_19_Oct_21.pdf

²³ <https://www.eirgridgroup.com/site-files/library/EirGrid/Transmission-Development-Plan-2020-2029.pdf>

1.6.4 Tomorrow's Energy Scenarios Northern Ireland

Tomorrow's Energy Scenarios Northern Ireland (TESNI) was published for the first time in 2020. TESNI considers a range of possible ways that energy usage in Northern Ireland may change into the future. For TESNI 2020 SONI consulted on three credible pathways for the transformation of the power system. Two of these scenarios see Northern Ireland delivering its contribution to the UK's 2050 net-zero emissions target. These scenarios will be used to inform power system studies out to 2040 and will form a key input to future versions of the TDPNI.

Information on TESNI is available from the SONI website²⁴.

1.6.5 Associated Transmission Reinforcements

Associated Transmission Reinforcements (ATRs) refer to new or upgraded transmission infrastructure. They are associated with a generation project and must be complete to release a generation project's Firm Access Quantity (FAQ) allocation. To achieve firm access up to its Maximum Export Capacity (MEC) value in the Single Electricity Market, the generation project must be connected via its permanent connection as well as its ATRs being complete. Planned ATRs are captured within this TDPNI.

SONI publishes ATR status reports on its website so that generators can track the status of the ATRs associated with their generation project(s). Where the scheduled FAQ date for a generation project changes as a result of a change to the scheduled completion date or the completion of an ATR for that generation project, the customer is notified in writing and the website is updated.

²⁴ <http://www.soni.ltd.uk/customer-and-industry/energy-future/>

1.7 Changes Since TDPNI 2020-2029

Since the production of TDPNI 2020-2029, a number of SONI projects have had their status or scope changed:

Table 1-1 Project changes since TDPNI 2020-2029

Project	Changes
Coolkeeragh – Magherafelt 275 kV Switchgear	Removed. Will be incorporated into Coolkeeragh 275kV Redevelopment (See below)
Coolkeeragh – Trillick New 110 kV Circuit	Removed
Creagh/Kells – Rasharkin New 110 kV Circuit	Name changed to Mid-Antrim Upgrade
Coolkeeragh Reactive Compensation	Name changed to North West Voltage Support
Agivey 110/33 kV Cluster	Name changed to Garvagh 110/33 kV Cluster
Limavady Transformer Replacement	Moved to Asset Replacement
North West of NI Large scale Reinforcement	Renamed North West and Mid Tyrone Large Scale Reinforcement
Magherafelt 275 kV Redevelopment	Added
Castlereagh 275 kV Redevelopment	Added
Tandragee 275 kV Redevelopment	Added
Kells 275 kV Redevelopment	Added
Coolkeeragh 275 kV Redevelopment	Added
Coolkeeragh 110 kV extension	Added
New North West 110 kV switching station	Added
Tamnamore – Turleenan 275 kV Uprate	Removed after reviewing TES SNA
Tandragee 275 kV Second Bus Coupling Circuit Breaker	Removed. Will be incorporated into Tandragee 275kV Redevelopment (see above)
Cregagh Transformer B Realignment and Switchgear Replacement	Removed. This will be incorporated into Cregagh refurbishment project.

2 STRATEGY FOR DEVELOPING THE GRID

As the TSO for Northern Ireland, we have a statutory duty to ensure the transmission network is able to support all reasonable demands for electricity. In addition, we are required to enter into agreement for connection with parties seeking to connect to the transmission network. This in turn supports economic development in Northern Ireland.

Changes to demand, generation merit order, or to interconnection with neighbouring transmission networks may alter the flow of electrical power throughout the Northern Ireland transmission network. To accommodate these changes in power flows it is often necessary to reinforce the transmission network to ensure adequate performance and reliability levels are maintained and that the cost of constraints is minimised.

The Northern Ireland electricity industry and its development take direction from a number of broad local²⁵, UK²⁶ and European²⁷ strategic objectives. These objectives guide investment in the Northern Ireland transmission network and are summarised in the legislation²⁸ which requires SONI to:

- ensure the development and maintenance of an efficient, co-ordinated and economical system of electricity transmission which has the long-term ability to meet reasonable demands for the transmission of electricity;
- contribute to security of supply through adequate transmission capacity and system reliability; and
- facilitate competition in the supply and generation of electricity.

To ensure these objectives are met we must provide on-going and timely reinforcement of the Northern Ireland transmission network.

In the development of the network reinforcements we are led by the following strategy statements:

²⁵ The Energy Strategy for Northern Ireland can be found here: <https://www.economy-ni.gov.uk/sites/default/files/publications/economy/Energy-Strategy-for-Northern-Ireland-path-to-net-zero.pdf>

²⁶ The UK Climate Change Strategy 2021–2024 can be found here: https://assets.publishing.service.gov.uk/government/uploads/system/uploads/attachment_data/file/1019141/UK-Climate-Change-Strategy-2021.pdf

²⁷ https://ec.europa.eu/clima/eu-action/climate-strategies-targets/2030-climate-energy-framework_en#ecl-inpage-911

²⁸ Article 12, The Electricity (Northern Ireland) Order 1992

- Inclusive consultation with local communities and landowners will inform how we plan the development the network.
- All practical technology options will be considered for network development.
- The network will be optimised to minimise the requirement for new infrastructure to be built.

3 GENERAL APPROACH TO DEVELOPING THE GRID

3.1 Scenario Planning

As TSO, we are obliged to plan the development of a safe, secure, reliable, economical, efficient, and coordinated transmission network that is able to meet all reasonable demands for electricity, in accordance with the activities permitted by our licence.

With the increase in the pace of decarbonisation driven by the 2015 Paris Agreement and local and UK-wide targets and legislation, we anticipate a significant change in how energy is used over the coming decades. The form this change will take and the exact role that the electricity transmission system will play is uncertain and so SONI carries out analysis on a range of scenarios of energy usage out to 2040 as part of Tomorrow's Energy Scenarios Northern Ireland (TESNI) which we published for the first time in 2020²⁹.

This analysis outlines the impact of three potential scenarios on the power system. These scenarios (Modest Progress, Addressing Climate Change, and Accelerated Ambition) consider different paces of decarbonisation, with different levels of government and citizen engagement. Two of these scenarios see Northern Ireland delivering its contribution to the UK's 2050 net-zero emissions target.

We now use these scenarios to identify future needs of the transmission grid. These needs arise from changes in the usage of the grid, which is influenced by the scale and location of electricity consumption, generation, interconnection and storage. The scenarios informed the TESNI 2020 System Needs Assessment, published in 2020, which considers these future needs. This in turn, informs this version of the TDPNI. This TDPNI is the first version which fully takes into account this assessment. This has allowed us to better inform the prioritisation of projects and has allowed us to remove projects from the plan that were shown to have little or no need under the scenarios.

When assessing development options to address future potential network needs, we consider the impacts of each possible option on other potential development needs. Sometimes by making more effective use of the existing network, we can delay large investment or avoid the need for additional circuits. In some cases, a proposed project may

²⁹ <https://www.soni.ltd.uk/customer-and-industry/energy-future/>

meet more than one development requirement and prove more economic and have less impact on the environment than multiple projects. Where possible, we seek to find single development projects to meet multiple network requirements.

3.2 Planning Standards

We plan the development of the transmission network taking account of the long-term needs and the economics of various development options. The need for development is determined by assessing long-term future network performance against technical standards. To ensure transmission system reliability and security, predicted power flows of the network are compared with the requirements of the Transmission System Security and Planning Standards (TSSPS³⁰).

The TSSPS establishes a set of design criteria for the transmission system. This includes setting the minimum level of redundancy that should be incorporated into the design to deal with credible faults and outages. The standard includes checking for any circuits that would be overloaded or where voltages would fall below statutory levels.

SONI assesses the present and future transmission system against these standards and, when breaches are forecast, establishes plans to address these breaches. However, in some limited circumstances it may be more appropriate to seek derogation in the case, such as economic reasons. This derogation would be directed by The Utility Regulator following consultation with SONI and materially affected electricity undertakings, including the TO and the TSO of Ireland.

3.3 Roles and Responsibilities

There are three parties licensed to participate in the transmission of electricity in Northern Ireland. Northern Ireland Electricity Networks (NIE Networks) is responsible for the development and maintenance of the transmission system in accordance with the NIE Networks Licence and the Transmission Interface Arrangements (TIA), as mandated by Condition 18 of the SONI licence and Condition 17 of the NIE Networks Transmission licence.

³⁰ Transmission System Security and Planning Standards can be found here: <https://www.soni.ltd.uk/media/Northern-Ireland-TSSPS-September-2015.pdf>

SONI holds the Transmission System Operator licence and is responsible for the operation and planning of the transmission system. Moyle Interconnector Limited also holds a transmission licence as the owner of the interconnector to Scotland.

The arrangements between NIE Networks and SONI are governed by the Transmission Interface Arrangements (TIA). The TIA arrangements include responsibilities regarding the preparation of draft asset replacement plans by NIE Networks and the system development plans prepared by SONI. The TIA allows for the ongoing development of an asset replacement and system development investment plan. SONI is responsible for ensuring that asset replacement and system development are integrated into an investment plan.

Some projects included in the investment plan will be well developed whereas others will be conceptual or indicative and therefore more likely to be changed from year to year. The plan is modified regularly as planning assumptions and scenarios are changed.

The investment plan is then circulated between SONI and NIE Networks before becoming a draft Transmission Development Plan Northern Ireland (TDPNI). The draft TDPNI is subject to public consultation by SONI and consultation and approval by the Utility Regulator.

3.4 SONI's Grid Development Process

The planning of grid development projects by SONI is done under a three part process, shown in figure 3-1. Asset replacement projects are progressed separately by NIE Networks. The process includes stakeholder and public participation in the development of projects.

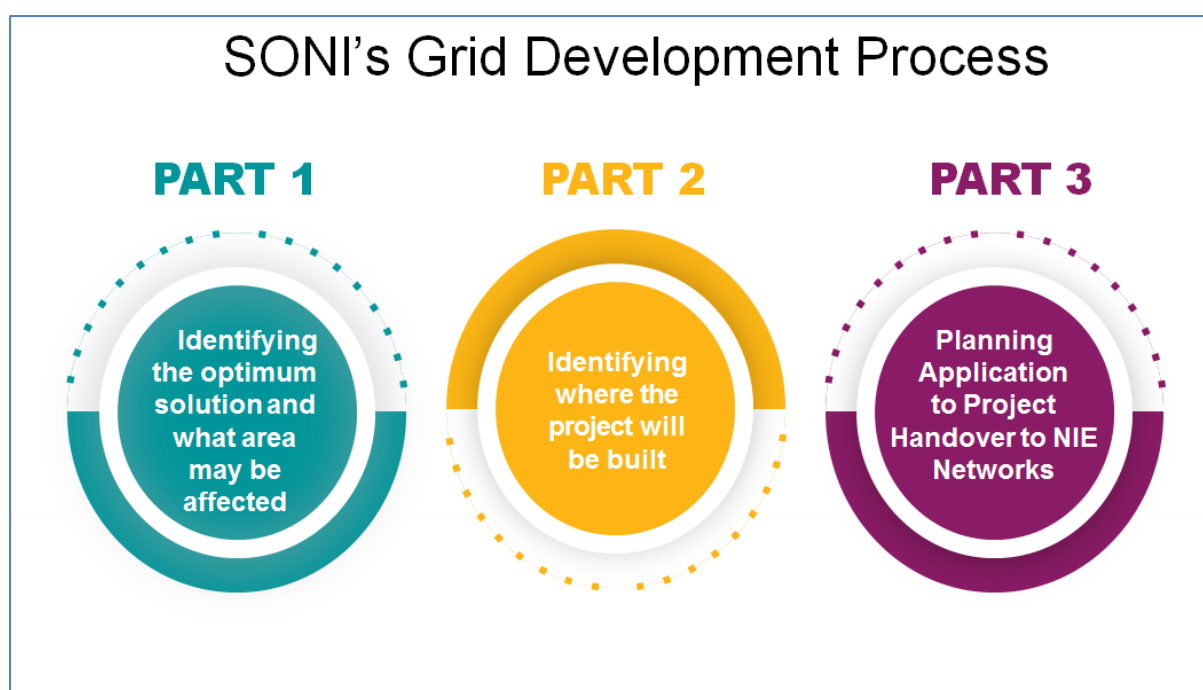


Figure 3-1: SONI's Grid Development Process

Part 1: Planning: Identifying the optimum solution and what area may be affected

When a potential breach of the standards is identified (operationally or through SONI's planning studies, including the Ten Year Transmission Forecast Statement and Tomorrow's Energy Scenarios), SONI will study the potential breach in detail including any other related issues. Consistent with good practice, as set out in the TSSPS, SONI may seek ways that would allow the potential breach to be managed operationally and put into place any changes to operational practice as may be required. For example, SONI can manage potential overloads of the transmission system by constraining the output of generators. In particular, high output of renewables can lead to bottlenecks on the network and a need to constrain the output until reinforcement options are assessed and developed. Any potential project will be compared with the costs, risks, and impact on carbon emissions of this constraint. If constraining wind is deemed unacceptable in the long term, SONI will instigate a project to develop the transmission system.

When we identify the need to develop a transmission project we will consider how best to deliver it. This means looking at a number of solutions and narrowing these down based on their technical viability, deliverability, cost, potential impact on the environment and on

those living and working in the general area where the project may be located. This process is conducted in close cooperation with NIE Networks.

The first step in the planning process is to identify a long list of options across a range of different technologies. Such options will include the need for any new substations or overhead line and underground cables. In some cases where appropriate the use of flexible AC transmission systems (FACTS) and HVDC will also be considered depending on the need identified. The long list of options will be assessed against multi-criteria analysis including technical implications, asset management issues, and environmental and cost benefit assessments to identify a shorter list of potential options.

SONI will then consider the short list in greater detail. Depending on the nature of the project, SONI will seek to engage with key stakeholders before progressing the recommendation further. We engage throughout with NIE Networks and in some cases engage expert consultants to assist. These studies may include sensitivity studies to assess the performance of the options against different generation and demand assumptions. The process culminates with a recommendation for a preferred solution or solutions to bring forward for further development, and tiering to establish the level of further stakeholder engagement and consultation required. SONI will consider the stakeholder engagement findings and amend any plans accordingly before progressing further. We will also publicise the results of the stakeholder engagement process and further decisions.

In parallel with the early (Part 1) stakeholder engagement phase, and recognising that the Utility Regulator is also a key stakeholder, SONI will seek approval for cost recovery through the Utility Regulator and progress the project to the outline design stage. This stage will identify any study areas for identification of new substations or corridors for overhead line and/or cable routes.

Part 2: Outline Design: Identifying where the project will be built

SONI manages the pre-construction outline design of transmission projects once the preferred option or options has been identified (Part 1 in Figure 3-1). This also includes consultation with the TO (NIE Networks). The projects can involve the development of new substations, overhead lines or cable circuits operating at 110 kV and above.

SONI is responsible for identifying all feasible route / site options in the general study area based on a technical, economic, environmental and deliverability analysis and comparison.

SONI is responsible for preparing documentation required to apply for planning consent for the development of the projects - This entails working with NIE Networks to develop the design to the level required for obtaining planning consent including any necessary environmental reports or assessments, and consultations with stakeholders and landowners to obtain the right to gain access and install transmission equipment on their lands.

Part 3: Consents: Planning application to NIE Networks project handover

SONI submits planning applications with the relevant planning authority. SONI is also responsible for submitting any other consent applications that may be required, e.g. a Marine Licence, with the relevant consenting authority. The planning authority will make a legally binding decision on the project. It may grant full planning permission, request that we make changes or refuse permission. SONI is responsible for the acquisition of any wayleaves, easements, access rights, land options, leases and any other legal rights required for the installation of the new infrastructure.

Following receipt of planning and landowner consents the project is handed over to NIE Networks for detailed design. This includes a review of the SONI functional specification (outline design and consents) and preparation of a design specification. Separate pre-construction work for NIE Networks will also include procurement. Following receipt and review of the design specification from NIE Networks, SONI issues a Transmission Project Instruction and enters into a Project Agreement with NIE Networks. NIE Networks then deliver the project.

Throughout all stages of the process, and when any new information comes to light, we check that the case of need for network development remains robust, and make any changes necessary to ensure that the proposed development continues to meet this need.

3.5 Public Planning and Environmental Considerations

Planning and environmental considerations are integrated into the three part process for grid development. This section details SONI's public planning and environmental

responsibilities and how these issues are considered in grid development (See also Section 4).

3.5.1 Public Planning Considerations

SONI is supported by experienced professional planning and ecological consultants. These consultants assist in the development of transmission infrastructure projects and in other aspects of network development from a planning and environmental perspective.

3.5.2 Environmental Considerations

Environmental considerations are integrated into the functioning of grid development at both the strategic (i.e. plan level) and at the project level.

The requirements for Environmental Impact Assessment (EIA - for projects) and Appropriate Assessment (AA) (see below) are transposed into Northern Ireland law in Statutory Rules of Northern Ireland **2017 No. 83** The Planning (Environmental Impact Assessment) Regulations (Northern Ireland) 2017 and Conservation (Natural Habitats) Regulations 1995 (as amended).

Where necessary applications for statutory consent are accompanied by an Environmental Statement (ES) or an Environmental Report (ER) the need for a statutory ES is informed by way of an EIA Screening report.

Similarly, screening for the need for AA for impacts on sites specifically designated for nature conservation is routinely undertaken for all our grid projects.

3.5.3 Strategic Environmental Assessment

Strategic Environmental Assessment (SEA) is a systematic process of predicting and evaluating the environmental effects of a proposed plan or programme, in order to ensure that these effects are adequately addressed as early as possible. A SEA is prepared in respect of this transmission development plan. The purpose of the SEA is to ensure that environmental considerations are integrated into the development plan and that to anticipate and avoid, where possible, potential adverse environmental impacts arising from the TDPNI.

The SEA has a five year lifespan, with review and drafting processes for the next SEA beginning in the final year. A SEA was carried out on TDPNI 2018-2027. However, as the preparation of a TDPNI is an annual rolling process, each TDPNI prepared is accompanied by an Environmental Appraisal Report (EAR) which assesses the plan against the provisions of the adopted SEA statement. This process ensures consistency of approach in environmental issues of each TDPNI across the lifespan of the SEA.

A summary of the environmental assessment and mitigation measures of this SEA is presented in Section 8 of this report. The relationship between the TDPNI, SEA and EAR is set out graphically in Figure 3-2 below.

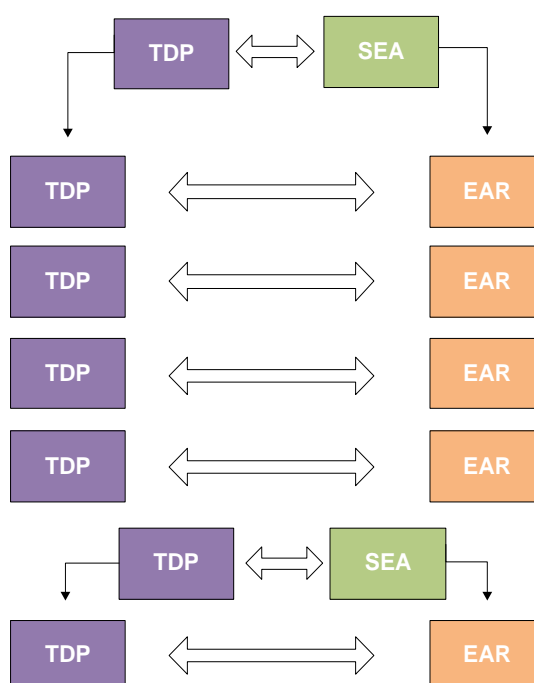


Figure 3-2 Structure for TDPNI, SEA, and associated EARs

Environmental Impact Assessment (EIA)

EIA is the process of examining the environmental effects of projects, from consideration of environmental aspects at design stage to preparation of a non-statutory Environmental Report, through to preparation of an Environmental Statement (ES). Projects where an ES is mandatory are identified in Annex I of the EIA Directive. This includes transmission of electricity by overhead lines where:

- The voltage is 220 kV or more; and
- The circuit length is more than 15 km.

An ES may be required for sub-threshold development where likely significant impacts on the environment are identified by the relevant planning authority.

The content and scope of the EIA is defined by the EIA Directive; however, detail varies between projects depending on local environmental sensitivities.

Appropriate Assessment (AA)

In accordance with the provisions of the EU Habitats Directive (92/ 43/ EEC), any plan or project not directly connected to a Natura 2000 site (Special Area of Conservation (SAC) or Special Protection Area (SPA), that is likely to have a significant effect on the site, is subject to Appropriate Assessment (AA) of its implications on the site.

The Habitats Directive is implemented via the Conservation (Natural Habitats) Regulations 1995 (as amended) in Northern Ireland.

The Appropriate Assessment process in Northern Ireland is generally referred to as a Habitats Regulations Assessment (HRA). A Screening for Appropriate Assessment is referred to as a Test of Likely Significance (ToLS), with the resultant report being referred to as a ToLS Report.

In Northern Ireland, the HRA process is undertaken by Shared Environmental Services (SES), a centralised body comprising specialist staff that provides expert environmental advice and support to Councils. SONI as project proponent will usually submit a ToLS Report or a HRA Report as part of a bundle of environmental information when seeking planning permission.

4 IMPLEMENTATION: HOW THE STRATEGY FOR DEVELOPING THE GRID WILL BE IMPLEMENTED

In this chapter we set out how our strategy for developing the grid is implemented. SONI is responsible for the inclusion of asset replacement projects in the investment plan and TDPNI, but the delivery of these asset replacement projects (including planning, consents and all detailed assessments) are the responsibility of the TO, NIE Networks.

SONI's strategy for planning the development of the grid is discussed under the following headings:

- Our approach to the environment;
- Our approach to technology;
- Our approach to project development;
- Our approach to planning and consenting of projects; and
- Our approach to consultation and engagement.

These topics build upon the previous chapter which detailed our general approach to developing the grid. Policies and objectives are set out to assist in delivery of the grid strategy objectives in a sustainable manner.

4.1 Our Approach to the Environment

4.1.1 Introduction

SONI has a legal responsibility to comply with planning law, including all relevant environmental legislation. In practice this means that environmental issues inform the decision-making process when it comes to developing the grid in Northern Ireland.

This TDPNI is subject to Strategic Environmental Assessment as outlined in previous sections (See Chapter 8 for a detailed description of the process).

Planning and environmental considerations are embedded into every grid development project that SONI undertakes in order to ensure that environmental issues are at the

forefront of decision-making. Early involvement in projects allows potential environmental issues to be identified and avoided or managed in the course of project development.

4.1.2 Policies and Objectives

The following environmental policies (ENVP) have been compiled to ensure that SONI has due regard for existing environmental protection legislation and environmental best practice when developing projects.

Environmental objectives (ENVO) have also been developed for a number of environmental topics.

4.1.3 General

It is the policy of SONI:

ENVP1: To promote best environmental practice in the design and appraisal of transmission development projects.

4.1.4 Biodiversity

It is the policy of SONI:

ENVP2: To exercise its functions as a TSO in line with the Wildlife and Natural Environment Act (Northern Ireland) 2011 and the Northern Ireland Biodiversity Strategy (2015) to further the conservation of biodiversity so far as is consistent with the proper exercise of those functions.

ENVP3: To avoid adverse effects on sites designated for nature conservation including, Special Conservation Areas, Special Protection Areas, RAMSAR Sites, Areas of Special Scientific Interest and National Nature Reserves.

ENVP4: To protect NI priority species and habitats and other species protected under legislation in the development of any transmission infrastructure and to preserve key ecological linkage features

It is the objective of SONI:

ENVO1: To prepare and utilise industry specific Ecology Guidelines for the development of Transmission projects. This will ensure a standard approach to ecological impact assessment for transmission projects.

4.1.5 Climate Change

It is the policy of SONI:

ENVP5: To integrate measures related to climate change into grid development, by way of both effective mitigation and adaptation responses, in accordance with available guidance and best practice.

4.1.6 Noise

It is the policy of SONI:

ENVP6: To employ methods on transmission infrastructure which minimise noise emissions in line with best industry practice.

It is the objective of SONI:

ENVO2: To give careful consideration to the siting of transmission infrastructure so as to ensure that noise-sensitive receptors are protected from potential noise emissions.

ENVO3: To seek to preserve and maintain noise quality in accordance with good practice and relevant legislation.

4.1.7 Landscape

It is the policy of SONI:

ENVP7: To have regard to the Northern Ireland Landscape Character Assessment 2000, and the Northern Ireland Seascape Character Assessment in the design and appraisal of its transmission development projects.

It is the objective of SONI:

ENVO4: To protect landscapes through the sustainable planning and design of transmission infrastructure and to have regard to important landscape designations including AONBs and the World Heritage Site.

4.1.8 Cultural Heritage

It is the policy of SONI:

ENVP8: To take reasonable measures to ensure that the special interest of protected structures, including their curtilages and settings, are protected when considering site or route options for the planning of transmission infrastructure.

ENVP9: To protect archaeological material when planning transmission infrastructure, by avoidance or by best practice mitigation measures.

4.1.9 Water

It is the policy of SONI:

ENVP10: That there is no increase in flood risk as a result of transmission development, and to ensure any flood risk to the development is appropriately managed.

ENVP11: To promote the use of sustainable urban drainage systems in any new developments where it is appropriate.

ENVP12: To have regard to Planning Policy Statements and Supplementary Planning Guidance: PPS 15 Planning and Flood Risk Development Control Considerations in the preparation of grid development strategies and plans.

It is the objective of SONI:

ENVO5: That all grid development proposals, and in particular, transmission substation developments, shall carry out, to an appropriate level of detail, a site-specific Flood Risk Assessment that shall demonstrate compliance with all current Guidelines, standards and best practice. The Flood Risk Assessment shall pay particular emphasis to

residual flood risks, site-specific mitigation measures, flood-resilient design and construction, and any necessary management measures.

4.1.10 Air Quality

It is the policy of SONI:

ENVP13: To preserve and maintain air quality in accordance with good practice and relevant legislation in the proposed construction of its transmission projects.

ENVP14: To ensure appropriate dust suppression during construction works.

4.1.11 Tourism

It is the policy of SONI:

ENVP15: To consider the potential impact upon tourism in the planning of transmission projects.

It is the objective of SONI:

ENVO6: To identify the nature of tourism in a project area; to consider the cumulative / in combination impact on tourism of a project and to consider short term and long-term impacts of grid development projects on tourism as appropriate.

4.1.12 Conclusion

All of the environmental policies and objectives detailed above are assessed against Strategic Environmental Objectives. This is provided in the SEA Environmental Report.

4.2 Our Approach to Technology

4.2.1 Introduction

As outlined in Chapter 2 of this document, the SONI Strategy sets out three strategy statements, two of which directly relate to technology in transmission infrastructure development:

- We will consider all practical technology options; and

- We will optimise the existing grid to minimise the need for new infrastructure.

The use of new technologies can bring a number of advantages, including enhanced operational performance, improved system reliability, shortened construction times and reduced impact on the environment. All of these have the potential to reduce system costs.

We developed a world-leading initiative *“Delivering a Secure, Sustainable Electricity System”* (DS3 programme). The aim of the programme was to meet the challenges of operating the electricity system in a secure manner while achieving the 2020 renewable electricity targets for Northern Ireland.

To meet the new challenges of reaching 70% of electricity consumption from renewable sources by 2030, a new programme of work *“Shaping Our Electricity Future”* was carried out which will enable us to enhance our power system operational capability out to 2030. This all-island programme of work will build upon the programme of activity that was carried out, and the extensive knowledge, learnings and experience developed, as part of EirGrid’s and SONI’s *“Delivering a Secure Sustainable Electricity System (DS3)”* Programme which was a key enabler in achieving the 2020 RES-E target of at least 40%.

We continue to examine the performance of underground cables and their technical impact on the network, noting their advantage in terms of the potential for reduced visual impact compared with overhead lines. However, this must be balanced against costs as well as the potential impacts on sensitive environmental and ecological areas from what can be significant civil engineering works. We will continue to assess technological developments in this area to ensure the full capability of this technology is available for use on the Northern Ireland grid.

The transmission grid in Northern Ireland, similar to other European and international grids, uses high voltage alternating current (HVAC). Where power is to be transferred over long distances it may be cost effective and technically possible to do so using high voltage direct current (HVDC). Over the last number of years we have continued to examine the performance of HVDC and its technical impact on the network.

Demand Side Management and Response has been used in Northern Ireland for many years, primarily at industrial level. It works by customers reducing their electricity consumption on request. This helps us to operate the grid more securely and is now actively participating in the energy, capacity and system services markets.

We are also investigating the use of modular power flow control technologies that may enable us to make better use of the existing transmission network.

In most cases overhead line technology remains the most reliable and least expensive option for developing new circuits.

Over the last number of years, we have learned that the level of uncertainty over the future usage of the grid is increasing. To cater for this, we are changing how we plan the grid. Our new approach involves developing a range of energy scenarios (possible situations or events that impact on energy) called 'Tomorrow's Energy Scenarios Northern Ireland'.

In the process of developing the range of energy scenarios, key policy makers, industry experts, and stakeholders are asked how they see the energy landscape changing over time. The final scenarios are published and reviewed every two years. We are now using these scenarios throughout our planning analysis to assess the future needs of the electricity system, and to test the practicality and merits of different options for grid development. These scenarios were first published in 2020³¹. This is the first TDPNI to fully incorporate the outputs from this process.

4.2.2 Policies and Objectives

It is the policy of SONI:

TP1: To promote and facilitate the sustainable development of a high-quality transmission grid to serve the existing and future needs of NI.

TP2: To consider all practical technology options in the development of projects, including maximising use of existing transmission grid.

³¹ <https://www.soni.ltd.uk/customer-and-industry/energy-future/>

4.3 Our Approach to Project Development

4.3.1 Introduction

SONI undertakes a number of grid development projects as part of its statutory role in planning the development of and operating the transmission grid.

A focus in the development of our projects is on matters of proper planning and sustainable development. This requires a careful balancing of the technical need and solutions for a project with appropriate and adequate opportunities for public participation in the project development process.

SONI has established an approach to developing grid projects in Northern Ireland. This is a three part process, from the identification of need to develop the grid to the eventual hand over to NIE Networks for construction and operation of a project by SONI. The details of this process can be seen in Section 3.4.

4.3.2 Policies and Objectives

The following policies and objectives have been adopted by SONI in order to ensure an appropriate and sustainable approach to the development of our transmission projects.

It is the policy of SONI:

PDP1: To develop projects in accordance with SONI's *Process for Developing the Grid in Northern Ireland*.

PDP2: To promote sustainable grid development by balancing complex and/or competing technical, economic, environmental, social and deliverability goals and priorities in decision-making.

PDP3: To ensure that grid development is carried out in an economically efficient manner, and seek derogation from the Utility Regulator when this is not possible.

4.4 Our Approach to Planning and Consenting of Projects

4.4.1 Introduction

The SONI licence requires it to plan and operate the transmission system. SONI is also required to carry out these duties in accordance with the TIA. SONI is responsible for the design of projects up to the point where consents are obtained, with NIE Networks carrying out some aspects of this work under SONI direction. Our grid developments occur within a planning and environmental context. In this context the focus is on matters of proper planning and sustainable development. Public participation is of key importance alongside the environmental and ecological impact of our projects in order to provide an economic solution for end-users of the network.

4.4.2 Policies and Objectives

The following policies and objectives have been adopted by SONI in order to ensure an appropriate and sustainable approach to the planning and consenting of our transmission projects. Projects will also be subject to the policies of NIE Networks.

It is the policy of SONI:

PCP1: To have regard to relevant legislation and guidelines in respect of planning and consenting of transmission infrastructure development projects and make provision for any policies for the provision of transmission infrastructure set out in these documents.

PCP2: To have regard to precedent arising from decisions of the Competent Authorities, and of the High Court in Judicial Review of decisions, relating to the planning and consenting of transmission infrastructure development projects.

PCP3: To promote sustainable grid development by balancing complex and/or competing technical, economic and environmental goals and priorities in decision-making.

4.5 Our Approach to Consultation and Engagement

4.5.1 Policies and Objectives

The following policies and objectives have been adopted by SONI in order to ensure an appropriate and sustainable approach to consultation and engagement in the development of our transmission projects. Under the TIA, NIE Networks are obliged to support SONI in this engagement.

It is the policy of SONI:

CEP1: To consult and engage with statutory and non-statutory stakeholders including communities, landowners and the general public, at the earliest appropriate stage of a project's development.

CEP2: To recognise and develop the essential role that communities, landowners and other stakeholders play in transmission infrastructure development and to engage with different stakeholders as appropriate during the life of a grid development project.

CEP3: To ensure consultation and engagement feedback is appropriately considered in decision making.

5 INVESTMENT NEEDS

SONI is responsible for planning and operating an economic, efficient and coordinated electricity transmission network in Northern Ireland. Key to achieving this is a reliable and high-quality electricity infrastructure which powers the Northern Ireland economy and supports investment in the region.³²

For Northern Ireland, the United Kingdom's Committee on Climate Change advised that it is necessary, feasible and cost-effective for the UK to set a target of net -zero Green House Gas (GHG) emissions by 2050. The Climate Change Act 2008 (2050 Target Amendment) Order 2019 came into effect on the 27 June 2019. The revised legally binding target towards net zero emissions covers all sectors of the economy. This update to the Order demonstrates the UK's commitment to targeting a challenging ambition in line with the requirements of the Paris Agreement on climate change.

Energy Policy is a devolved matter for Northern Ireland and the Department for the Economy (DfE) has been working with stakeholders, including SONI, to develop a Future Energy Strategy. This was published at the end of 2021³³. SONI has provided analysis and data to the DfE to support this input to this important work, which will inform future renewable targets, and the approach to facilitating growth in renewable electricity generation.

In order to meet Northern Ireland's future commitments, investment will be needed in new renewable generation capacity and electricity networks. The transition to low-carbon and renewable energy will have widespread consequences; it will require a significant transformation of the electricity system.

In 2019 SONI launched a new corporate Strategy 2020-2025 which was shaped by two factors: climate change and the impending transformation of the electricity sector. SONI is committed to leading the change towards a carbon-free electricity system and achieving the renewable energy ambitions of both jurisdictions.

³² Grant Thornton: "Powering Northern Ireland A report exploring SONI's role in the economy", October 2016. Available here: http://www.grantthorntoni.com/globalassets/1.-member-firms/ireland/insights/publications/powering-northern-ireland_grant-thornton.pdf

³³ <https://www.economy-ni.gov.uk/publications/energy-strategy-path-net-zero-energy>

To realise these ambitions and to enable transformation of the electricity system, we launched the Shaping Our Electricity Future Roadmap in November 2021. The Roadmap is informed by a comprehensive consultation process with stakeholders across society, policy makers, industry, market participants and electricity consumers. The valued feedback has contributed to our growing body of knowledge on how to decarbonise the electricity system and to support decarbonisation of the broader economy while maintaining a safe and secure supply of electricity for consumers.

The Roadmap provides an outline of the key developments from a networks, engagement, operations and market perspective needed to support a secure transition to at least 70% renewables on the electricity grid by 2030 – an important step on the journey to net zero by 2050. Inherent in this is a secure transition to 2030 whereby we continue to operate, develop and maintain a safe, secure, reliable, economical and efficient electricity transmission system with a view to ensuring that all reasonable demands for electricity are met.

The publication of the Roadmap is a watershed moment for both Ireland and Northern Ireland. It informs a pathway to achieving energy objectives and climate ambitions across both jurisdictions. Energy and climate policy in both jurisdictions contemplates an overall transition to net zero by 2050 and the Shaping Our Electricity Future Roadmap provides an outline of the key developments to support this transition.

It identifies the transmission network reinforcements needed to manage renewable generation and demand growth. As part of this Roadmap, SONI have developed corresponding engagement plans to underpin delivery of this network, recognising that engagement and public acceptance is key to a successful transition. The operation of a power system with large levels of renewable generation needs an enhanced operating capability and tools that are also considered as part of the Roadmap.

SONI is committed to updating the Shaping Our Electricity Roadmap at regular intervals to cater for evolving energy policy. SONI will continue to work with key stakeholders in exploring the necessary market reforms to attract investment in renewable energy and

system services and to optimise participation of community owned and demand-based energy resources.

In this regard, the TDPNI is developed to support NI government and local council objectives and enable this energy transition.

By facilitating new connections onto the network, reviewing maintenance plans and identifying the future electrical needs of Northern Ireland, SONI can direct and plan investment in the transmission system. This investment will, in turn, secure the electricity supply into the future.

5.1 Policy Drivers of Transmission Network Investment

In order to achieve the identified strategic objectives laid out by the NI Energy Strategy and UK policies, we must continue to produce investment plans and progress individual projects to develop the electricity transmission network. Specific drivers of investment in transmission network infrastructure are identified and described in the following sections.

5.1.1 Security of Transmission Network

Security of supply generally addresses two separate issues:

- The need to ensure that all reasonable demands in Northern Ireland for electricity are met (which is the responsibility of the UR and the Department for the Economy)³⁴; and
- The ability of the transmission network to reliably transport electrical energy from the generators, where it is generated, to the demand centres, where it is consumed, as set out in the TSSPS³⁵.

The TDPNI is aimed at addressing the security of supply issues that relate to the transmission network.

³⁴ 2003 Energy Order, Article 12 “The principal objective and general duties of the Department and the Authority in relation to electricity”, Paragraph 2(a)

³⁵ 1992 Electricity Order, Part II Electricity Supply, Article 12 “General duties of electricity distributors and transmission licence holders”

For this document, security of supply means the ability of the transmission network to transport electrical energy reliably and securely from where it is generated to the demand centres where it is consumed.

5.1.2 Market Integration

With increased market integration, electrical power can flow from areas where it is cheap to produce to areas where it is more highly valued. Therefore, the aim is to make the UK and NI electricity markets more integrated.

The integration of RES and other forms of low carbon generation significantly increases the power exchange opportunities across the region. Differences in national targets combined with varying availabilities of renewable sources across Great Britain and Europe will lead to greater penetration of RES in certain areas compared to others. Therefore, there is a need to reinforce the transmission networks between and within NI, GB and European countries to obtain these economic benefits.

5.1.3 Renewable Energy Sources Integration

Developing renewable energy is an integral part of Northern Ireland's sustainable energy objectives and climate change strategy. In comparison to fossil fuels, RES have lower or no net emissions. RES contribute to the decarbonisation of the energy supply and to the reduction in greenhouse gas emissions. They also contribute to energy security being, for the most part, an indigenous energy source. In a period of volatile energy costs RES can also contribute to cost competitiveness by reducing dependence on imported fossil fuels. Currently wind farms are the main sources of renewable electricity generation in Northern Ireland. However, additional forms of renewable energy continue to develop in Northern Ireland with significant increases in solar and biomass generation in recent years. It is expected that on-shore wind and solar energy will be further developed in the coming years to reach 70% of transmission system electricity consumption from renewable sources by 2030.

In order to fulfil UK government renewable targets³⁶, many RES-related projects are expected to be initiated throughout the period of this TDPNI. Many of these projects are located in rural areas where the transmission network is less developed. This places pressure on the electricity transmission network in these areas. Significant challenges will arise in extending and reinforcing the network to connect new RES.

5.2 Technical Drivers for Transmission Network Investment

Technical drivers of transmission network investment include changes in demand, generation and interconnection, inter-regional power flows and changes in asset conditions.

5.2.1 Demand, Generation and Interconnection

Changes in Demand and Generation

Demand growth and the connection of new demand can give rise to higher power flows which may trigger the need to reinforce the network as a result. Closure or reduction in the size of demand facilities can reduce the power flows on lines feeding the load. However, in certain cases where the demand is absorbing local generation and reducing the amount of generation exported from the area, the closure can lead to increased power flows on specific transmission lines.

Our All-Island Generation Capacity Statement 2021 (GCS)³⁷, available [here](#)³⁸, details the forecast of electricity demand for Northern Ireland for the years 2021 to 2030. The peak demand in Table 5-1 corresponds to the forecast median transmission system peak demand published in GCS 2021.

³⁶ Northern Ireland currently has a non-binding target of 70% electricity consumption to be met by renewable sources by 2030

³⁷ It is important to note that the information in the GCS 2021 is based on the best information available at the Time of publication, October 2021.

³⁸ https://www.soni.ltd.uk/media/documents/208249-EirGrid-All-Island-TYYFS-Report-V2_19_Oct_21.pdf

Table 5-1 Northern Ireland Forecast Peak Demand and Generation Capacity over the period 2021 to 2030³⁹

Year	Peak Demand (GW)	Generation Capacity (GW)
2021	1.68	3.31
2022	1.68	3.41
2023	1.69	4.32
2024	1.70	4.32
2025	1.72	3.93
2026	1.73	3.93
2027	1.74	3.93
2028	1.75	3.93
2029	1.75	3.93
2030	1.75	3.93

Our All-Island Ten Year Transmission Forecast Statement 2020 (TYTFS)⁴⁰, available [here](#)⁴¹, includes information on how the GCS demand forecast relates to each individual demand centre node over the period covered by this TDPNI.

³⁹ This forecast is based on information presented in GCS 2021. The Moyle interconnector is not included in these figures.

⁴⁰ It is important to note that the information in the TYTFS 2020 is based on the best information available at the freeze date, January 2020.

Because of the relative size of individual generators, changes in generation installations, whether new additions or closures can have a more significant impact on power flows than demand. This is equally so in the case of interconnectors which are treated as generators during periods when power is imported.

The addition of new generation capacity requires network development to connect the new generator to the network. This provides a path for electric power flow between the new generator and the transmission network. This is known as the shallow connection. The new generation capacity will inevitably alter the power flows across the network, which has the potential to create overload problems deep into the network. To resolve these overloads we need further reinforcements (known as deep reinforcements) to allow full network access.

The connection of large generators, or groups of generators, combined with the increasingly meshed nature of the transmission network results in lower network impedance and consequently increased short circuit levels. This is a safety issue as under fault conditions such high short circuit levels may cause catastrophic failure of high voltage equipment. We monitor fault levels on the network and take measures to prevent such conditions occurring. The areas where the network is close to the fault rating of installed equipment, without mitigation, are highlighted on the map in Figure 5-1. Note that mitigation measures will be used to manage fault levels that would otherwise exceed switchgear rating. This may include reconfiguration of the transmission system as necessary until switchgear is replaced or alternative permanent solutions put in place.

Table 5-1 highlights the level of existing generation and projected levels of generation expected to connect over the period of this TDPNI, as detailed in the TYTFS 2020. It is important to note that this figure does not include additional generation that is in the applications queue, but is not contracted as of the freeze date of July 2021, as these generators do not yet have an agreed connection method.

The projected changes in generation are accommodated by the reinforcements included in this TDPNI. This includes the identified future potential projects discussed in Chapter 6.

⁴¹ https://www.soni.ltd.uk/media/documents/208249-EirGrid-All-Island-TYTFS-Report-V2_19_Oct_21.pdf

Northern Ireland Stations with High Fault Levels Forecast (2020 – 2026)

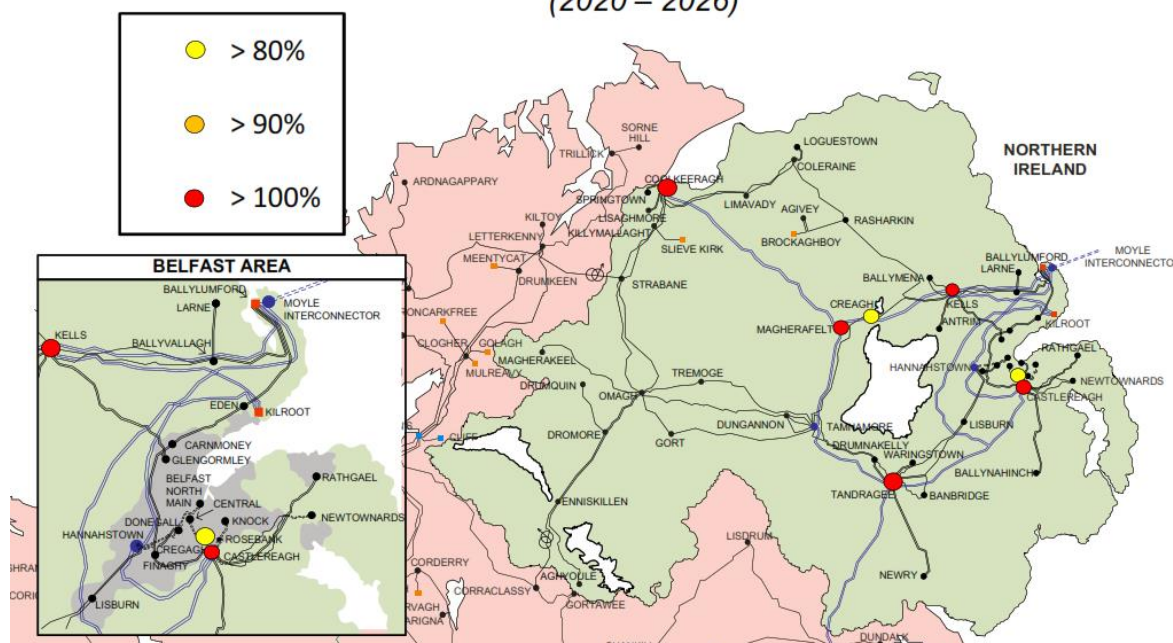


Figure 5-1 Stations with forecast high fault levels, 2020 – 2026 (from TYTFS 2020)

Changes in Northern Ireland's Interconnection

UK policy recognises the economic and technical benefits associated with increased interconnection and therefore seeks to promote interconnection between Great Britain, Northern Ireland and Ireland's transmission systems. Increased interconnection between transmission networks results in a larger energy market. With increased market integration there is greater competition and the potential for prices to be reduced. There is also access to a broader generation base which enhances the networks' security of supply. This can potentially defer the need for additional generation to be constructed to meet security of supply standards or requirements.

The planned second North-South Interconnector between Northern Ireland and Ireland is included in this TDPNI.

In Northern Ireland there is potential for new interconnection (LirIC) to Scotland. Based on the early development status of this project it is not included within any studies or tables in this report.

5.2.2 Changes in Inter-Regional Power Flows

The following factors have the potential to significantly change the flow of electrical power throughout the transmission network. They can drive the need for network reinforcements over the next ten years and beyond:

- Changes in demand;
- Further integration with neighbouring countries; and
- Integration of significant levels of new generation (both conventional and renewable).

There is now a growing need to accommodate a much broader range of plausible and credible flow patterns across the network. This is due to the extent of the likely changes that are envisaged for Northern Ireland, particularly in respect of RES integration. To cater for a broader range of flow patterns greater transmission network flexibility is required.

5.2.3 Changes in Asset Condition

Transmission network assets have a finite lifespan their useful life is impacted by a number of factors. These include:

- The age of the asset;
- Technology type and its propensity for obsolescence;
- Maintenance adequacy and effectiveness;
- Environmental conditions; and
- Utilisation

In order to ensure that security of supply is not compromised, routine condition assessments are carried out by the TO. These assess the condition of the assets and estimate remaining useful life.

Typically, where assets are considered to have reached the end of their useful life and they continue to be required, assets are:

- Refurbished;

- Replaced on a “like-for-like” basis; or
- Replaced with higher rated equipment to cater for future needs.

6 PLANNED NETWORK DEVELOPMENTS

6.1 Overview of the Plan

This chapter summarises the network development projects that are a result of the transmission network development planning process (outlined in Section 2.4). Projects are described in greater detail in Chapter 7 and Appendix B.

The TDPNI includes a total of 76 projects that are currently in progress. These projects are categorised as either:

- New Build;
- Uprate/Modify;
- Refurbish/Replace related projects; or
- Combination.

New Build projects: are projects that involve the construction of new substations or new circuits. This category also includes projects that involve the installation of new equipment in existing substations.

An example of a new build project is the installation of new transformers or new reactive support devices within existing stations.

Uprate/ Modify projects: are projects that involve the uprating of existing assets. An example of an uprate project is the changing of equipment to increase the capacity of circuits between stations; or busbars within existing stations.

This category also includes projects that involve the modification or reconfiguration of existing assets.

An example of a modification project is the installation of new couplers in existing substations.

Refurbish/ Replace projects: are projects that involve the refurbishment of existing substations or circuits. This category also includes projects that involve the replacement of

existing assets. For example, the replacement of stations at, or close, to the end of their useful life or replacement and upgrading of protection in existing stations.

Combination: are projects that involve a combination of any of the three categories above.

Table 6-1 below summarises the 76 active projects into their respective categories.

Table 6-1 Summary of Projects by Category

Project Category	Network Development Projects	Asset Replacement projects
New Build	15	0
Uprate/ Modify	20	1
Refurbish/ Replace	0	38
Combination	2	0
TOTAL	37	39

6.2 Summary of Stage of Projects

Table 6-2 below summarises the number of development projects (not including the 39 asset replacement projects) in each phase of network development⁴².

⁴² The process of network development is described in section 2. Further information on the stage of the project is available in Appendix A.

Table 6-2 Number of Development Projects in each stage of development

No. of Development Projects in Each Stage				
Part 1 Planning	Part 2 Outline Design	Part 3 Consents	Under Construction	TOTAL
26	6	2	3	37

Figure 6-1 below illustrates the location of the larger network development projects in Parts 1 to 3, excluding the NW of NI large scale Reinforcement project, which are detailed in Figure 6-2. Figure 6-3 shows NIE Networks asset replacement projects.

For those projects in the early stages of the planning process, indicative corridors are shown on the map as a specific solution or line route has not yet been decided on. A full list of projects and their corresponding stage of development is given in Appendix B.

Planned Network Developments in Parts
1, 2 and 3

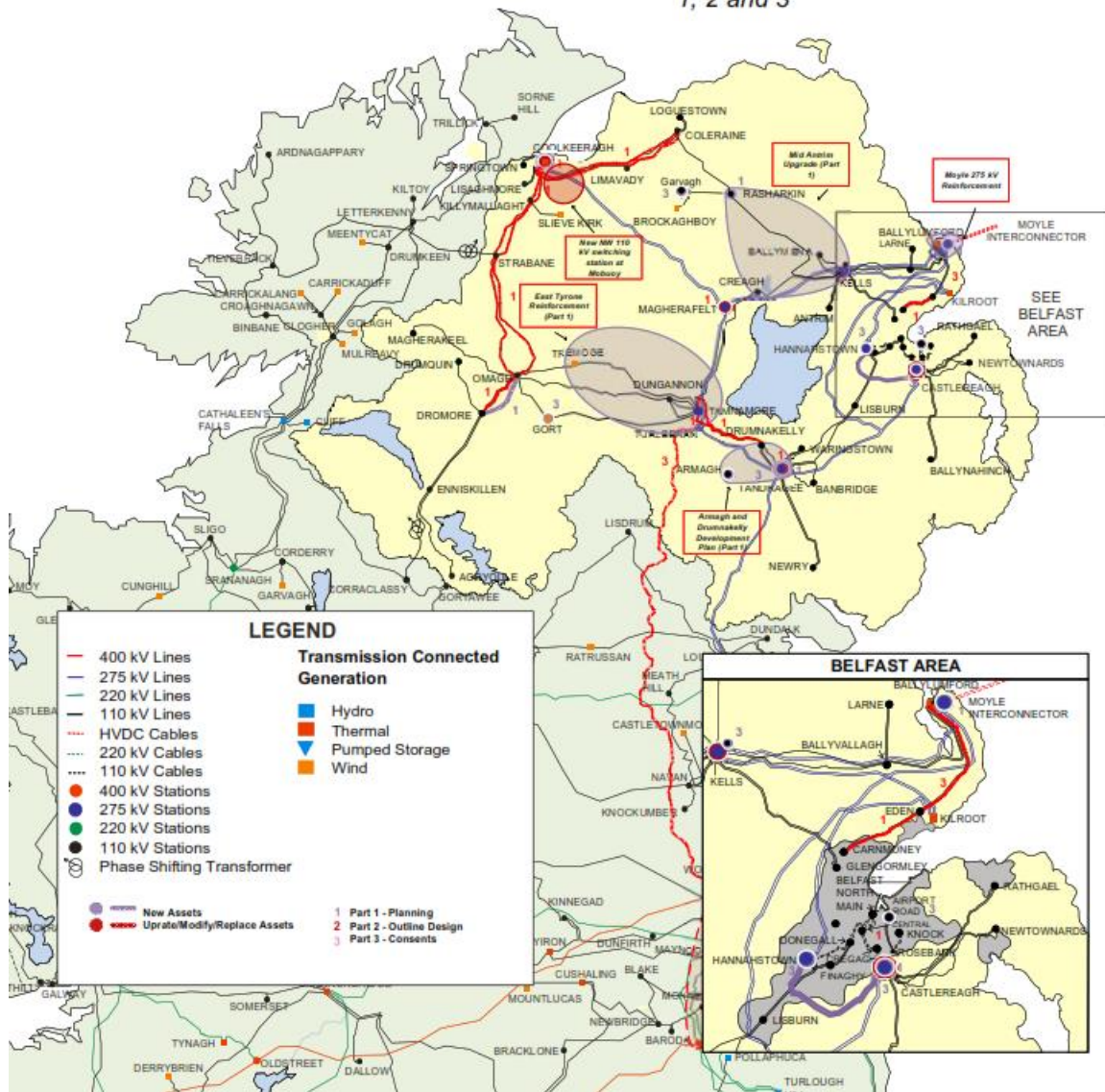




Figure 6-1 Planned Network Developments in Parts 1, 2 and 3 (not including NW of NI Reinforcement)

7 PROJECT DESCRIPTION

7.1 Overview

As described in Chapter 1, planned development projects are categorised on a planning area basis as per Figure 1-1. Asset replacement projects are listed together as these are the responsibility of NIE Networks and are not subject to SONI's grid development process. There are 5 individual projects that are in or have the potential to be in both planning areas. These projects are listed in Table B-1 in Appendix B.

Projects of pan-European and regional significance in, or partly in, Northern Ireland are identified in ENTSO-E's most recent TYNDP and RegIP documents. Such projects are identified in this TDPNI using the following labels: " TYNDP/ TYNDP_Project_No" or " RegIP/ RegIP_Project_No" and are listed in Appendix C.

7.2 Asset Replacement Projects

NIE Networks' asset replacement projects (in both areas) are detailed below. Projects with a completion date beyond 2024 are indicative as they are subject to the outcome of NIE Networks' RP7 price control.

For all projects in RP6, a reference is included in brackets to the sub-project code used by NIE Networks in their RP6 price control submission where applicable. Full details of this, including the original cost estimates, can be seen [here on the UR website](#)⁴³ in [Annex O](#)⁴⁴ and [Annex P](#)⁴⁵.

Five asset replacement projects (**Coolkeeragh 275 kV Structures, Busbars and Disconnectors Replacement, Castlereagh 275 kV Structures, Busbars and Disconnectors Replacement, Kells 275 kV Structures, Busbars and Disconnectors Replacement, Magherafelt 275 kV Structures, Busbars and Disconnectors Replacement, Tandragee 275 kV Structures and Disconnectors Replacement**) have been re-categorised into the Network Development Projects since TDPNI 2020-2029. This is to appraise a wider range of options rather than like for like replacement.

Ballylumford - Eden 110 kV Circuit Upgrade

The driver for this project is security of supply. The conductor on the existing tower line as well as a number of towers and foundations will be replaced due to the condition and age of the existing assets. The conductor will also be upgraded to cater for increased demand. The estimated cost of this project has increased from £9.5 million to £15.5 million after an updated cost estimate was provided by NIE Networks. **Estimated completion: 2023**

Ballylumford Switchgear Replacement (T501)

The existing 110 kV switchgear at Ballylumford is to be replaced with a new 110 kV GIS double busbar and the 110 kV circuits diverted accordingly. The need for this project arises

⁴³ <https://www.uregni.gov.uk/publications/nie-networks-td-6th-price-control-final-determination-rp6>

⁴⁴ <https://www.uregni.gov.uk/files/uregni/media-files/Annex%20O%20-%20Assessment%20of%20Network%20Investment%20Direct%20Allowances.pdf>

⁴⁵ <https://www.uregni.gov.uk/files/uregni/media-files/Annex%20P%20-%20Planned%20Network%20Investment%20Volumes%20and%20Allowances.pdf>

from the age, condition and obsolescence of the existing equipment as well as the need for a higher short circuit rating. **Completion date: Winter 2025.**

Ballymena Transformer 3 and 4 Replacement (T14)

The 110/33 kV transformers TX 3 and 4 at Ballymena Main are to be replaced due to the condition of the assets. TX 3 was replaced in November 2020. **Completion date: 2022**

Castlereagh Inter-Bus Transformer 3 Replacement

The 275/110 kV 240 MVA interbus transformer IBTx 3 at Castlereagh is to be replaced due to the age and condition of the existing transformer. **Completion date: After 2024.**

Coolkeeragh - Magherafelt 275 kV Circuits Refurbishment (T502)

The need for this project arises from the condition and rating of the existing conductor on the double circuit tower line, originally installed in the 1960s. Under certain scenarios there is a risk of overloading the existing conductor. The rating of the replacement conductor will be increased to cater for increased generation and will be defined as part of the redesign of the circuit. **Completion date: Winter 2022.**

Donegall Main (North) Transformer Replacement (T14)

The 60 MVA transformer Tx B at Donegall North is to be replaced by a new 90 MVA unit. The need for this arises because of the condition of the asset. The rating of 90 MVA is the standard rating now procured for 110/33 kV transformer applications. **Completion date: 2023.**

Enniskillen Main Transformer 1 and 2 Replacement (T14)

The 110/33 kV transformers TX 1 and 2 are to be replaced due to the condition of the assets. **Completion date: by 2024.**

Glengormley Main Transformer Tx B Replacement (T14)

The 110/33 kV transformer Tx B is to be replaced due to the condition of the asset. **Completion date: 2023.**

Hannahstown Inter-Bus Transformer 1 and 2 Replacement (T13)

The 275/110 kV 240 MVA interbus transformers IBTx 1 and 2 at Hannahstown are to be replaced due to the condition of the existing transformers. **Completion date: 2023.**

Tandragee Shunt Reactor Replacement (T15)

Tandragee TR2 shunt reactor is to be replaced due to the age and condition of the existing assets. **Completion date: by 2024.**

Kilroot 275 kV CT Replacement (T11p)

The Current Transformers (CTs) on the 275 kV circuits at Kilroot are to be replaced due to the condition of the existing assets. **Completion date: By 2024.**

Limavady Main 110 kV Refurbishment (T10)

The 110 kV mesh at Limavady Main is to be refurbished due to the condition and rating of the existing assets. **Completion date: 2022.**

Strabane Main 110 kV Refurbishment (T10)

The 110 kV mesh at Strabane Main is to be refurbished due to the condition of the existing assets. **Completion date: by 2023.**

Tandragee Transformer Replacement (T13)

One of the 275/110 kV transformers (yet to be determined) at Tandragee is to be replaced during RP6 due to the age and condition of the transformer. **Completion date: after 2024**

RP6 275 kV Tower Maintenance (T17)

This project includes maintenance of 275 kV towers and condition assessment of towers and foundations. **Completion date: Before 2024.**

RP6 110 kV Tower and Overhead Line Maintenance (T19)

This project includes conductor replacement on the Castlereaugh – Rosebank and Donegall – Finaghy 110 kV circuits, as well as wood pole replacement, tower maintenance and tower and foundation condition assessments elsewhere. **Completion date: Before 2024.**

RP6 110 kV Cable Maintenance (T20)

This project includes 110 kV cable refurbishment, cable flushing and maintenance of ancillaries. **Completion date: Before 2024.**

RP6 110 kV Transmission Protection (T602)

This project includes replacement, maintenance and upgrading of protection at 110 kV substations. **Completion date: Before 2024.**

RP6 275 kV Transmission Protection (T602)

This project includes replacement, maintenance and upgrading of protection at 275 kV substations. **Completion date: Before 2024.**

RP6 22 kV Transmission Protection (T602)

This project includes replacement, maintenance and upgrading of protection relating to 22 kV connected reactors at 275/110 kV stations. **Completion date: Before 2024.**

Miscellaneous RP6 Works (T11a-T11n, T11r, T12d-T12q, T12s, T16, T40)

This includes a number of small, within-station works including asbestos removal, concrete refurbishment, transformer bunding, auxiliary transformer replacement, transformer cooler replacement, 33 kV earthing transformer replacement, bushing replacement, station electrical systems, civil works, painting, earthing transformer replacement, transformer cooler replacement, security upgrades, health and safety upgrades, and provision of spares. This work is to be completed within the RP6 period and thus should be **completed by 2024.**

Banbridge Main Transformer 1, 2, 3 and 4 Replacement

The 110/33kV transformers Tx 1-4 at Banbridge Main are to be replaced due to the age and condition of the existing transformers. **Completion date: After 2024.**

Castlereagh Interbus Transformer 1 Replacement

The 275/110 kV 240 MVA interbus transformer IBTx 1 at Castlereagh is to be replaced due to the condition of the asset. This was previously scheduled in RP6 but has been delayed to RP7. **Completion date: After 2024.**

Coolkeeragh 110 kV Disconnectors Refurbishment

The 110 kV disconnectors at Coolkeeragh are to be refurbished due to the condition of the existing assets. **Completion date: After 2024.**

Hannahstown 275 kV Structures, Busbars and Disconnectors Replacement

The 275 kV structures, busbars and disconnectors at Hannahstown are to be replaced due to the age and condition of the existing assets. **Completion date: 2024**

Kells and Hannahstown Shunt Reactor Replacement

One shunt reactor at each of Hannahstown⁴⁶ and Kells is due to be replaced due to the condition and age of the existing assets. **Completion date: After 2024.**

Kells Inter-Bus Transformer Replacement

One of the 275/110 kV 240 MVA interbus transformers at Kells is to be replaced due to the age and condition of the existing transformers. In the meantime noise enclosures will be installed on both transformers. **Completion date: After 2024.**

Rathgael 110 kV Structures and Disconnectors Replacement

The 110 kV structures and disconnectors at Rathgael are to be replaced due to the condition of the existing assets. **Completion date: After 2024.**

Tandragee Inter-bus Transformer Replacement

One of the 275/110 kV transformers (yet to be determined) at Tandragee is to be replaced during RP7 due to the age and condition of the transformer. This project previously referred to replacement of both IBTx 1 and 2. **Completion date: after 2024**

RP7 275 kV Tower and Overhead Line Maintenance

This project includes maintenance of 275 kV towers and lines and condition assessment of towers and foundations. **Completion date: After 2024.**

RP7 110 kV Tower and Overhead Line Maintenance

This project includes conductor replacement on some 110 kV spans, wood pole replacement, tower maintenance and tower and foundation condition assessments.

Completion date: After 2024.

⁴⁶ Since freeze date a shunt reactor in Hannahstown has failed. It is anticipated that this is the reactor that will be replaced

RP7 110 kV Cable Refurbishment

This project includes 110 kV cable refurbishment, cable flushing and refurbishment of ancillaries. **Completion date: After 2024.**

RP7 110 kV Transmission Protection

This project includes replacement and upgrading of protection at 110 kV substations. **Completion date: After 2024.**

RP7 275 kV Transmission Protection

This project includes replacement and upgrading of protection at 275 kV substations. **Completion date: After 2024.**

Miscellaneous RP7 Works

This includes a number of small, within-station works including station electrical station upgrades, transformer cooler replacement, transformer bushing replacement, refurbishment of earthing systems, health and safety upgrades, transformer bunding, civil works, and provision of spares. This work is to be completed within the RP7 period and thus should be **completed after 2024.**

Hannahstown Shunt Reactor Replacement (NEW)

One of the existing shunt reactors at Hannahstown is to be replaced due to the age and condition of the existing assets. **Completion date: by 2024.**

Cregagh Refurbishment (NEW)

This project involves replacement of the existing 110/33/6.6 kV transformers at Cregagh with 110/33 kV and 33/6.6 kV units. It will also involve realignment of the transformers to ensure sufficient clearances. This also incorporates the work envisaged in a previous separate Network Development Project which is now removed from that part of the plan. This work is to be completed within the RP7 period and thus should be completed **after 2024**

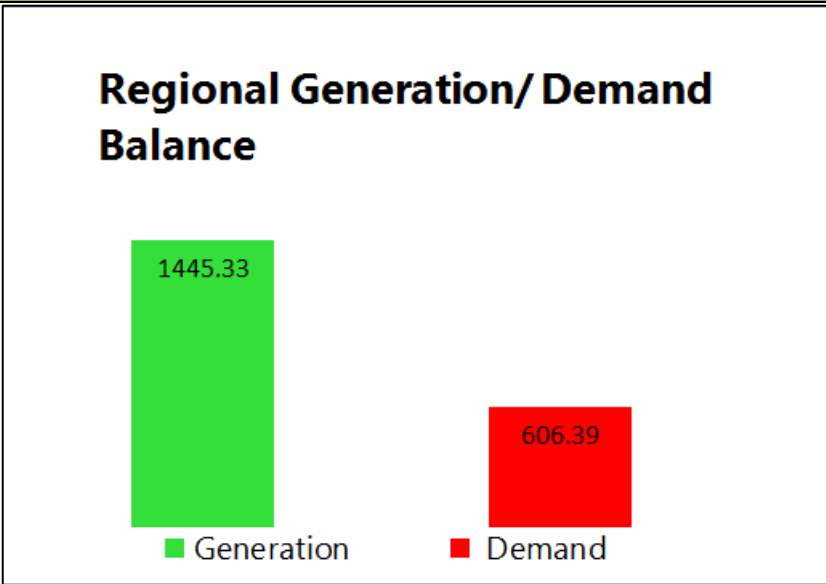
Larne Main Transformer Replacement (NEW)

The two 45 MVA transformers at Larne are to be replaced with 90 MVA units due to the age, condition and capacity of the existing units. This work is to be completed within the RP7 period and thus should be **completed after 2024**.

Limavady Main Transformer Replacement (NEW)

The two 45 MVA transformers at Limavady are to be replaced with 90 MVA units due to the age, condition and capacity of the existing units. This work is to be completed within the RP7 period and thus should be **completed after 2024**.

7.3 The North and West Planning Area

The North and West Planning Area Overview					
The North and West planning area comprises all areas connected to the transmission system north and west of the 275 kV double circuit ring around Lough Neagh and the 275 kV connection with Louth station in Ireland.					
2028 Forecast Regional Generation and Demand Balance ⁴⁷					
 <p>Regional Generation/ Demand Balance</p> <table border="1"> <tr> <td>Generation</td> <td>1445.33</td> </tr> <tr> <td>Demand</td> <td>606.39</td> </tr> </table>		Generation	1445.33	Demand	606.39
Generation	1445.33				
Demand	606.39				
Summary of TDPNI Projects					
TDPNI project category	No. of Projects				

⁴⁷ The Forecast Regional Generation and Demand Balance is based on peak Demand levels published in GCS 2020, and the Generation figures published in the TYTFS 2020.

New Build	9
Uprate/ Modify	9
Refurbish/ Replace	0
Combination	0
Total	18

Regional Description

This area is characterised by a significant amount of wind generation connected to the 110 kV network and has more generation than demand. Conventional generation in this area is provided by Coolkeeragh Power Station, connected to the main 275 kV ring by a double circuit spur line which crosses the Sperrin mountains from Magherafelt.

There are two cross-border connections on the 110 kV system, connecting Strabane with Letterkenny in County Donegal and Enniskillen with Corraclassy in County Cavan. Cross-border power flows are managed by power flow controllers (PFCs).

There is limited high capacity 275 kV infrastructure in this area and currently little or no spare capacity for generation on the 110 kV system.

The planning area has considerably more generation than demand.

The excess of generation in the area is set to increase in the coming years. This is due to generators that currently have live connection offers connecting to the transmission and distribution networks.

To cater for the high levels of generation described above network reinforcement is necessary. This will enable the efficient export of generation from this area towards areas with high load, such as the South-East.

There are also reinforcement needs due to local constraints related to a shortage of transmission capacity and voltage support.

The projects described in this section will enable the transmission network to safely accommodate the more diverse power flows which are a result of excess regional generation. This project list is not definitive and will be updated in future TDPNIs to reflect the changing nature and understanding of the needs of the power system. They will also provide benefits to existing and future users of the transmission network in the planning area and facilitate broad future regional load growth.

The 18 development projects in the North and West planning area are discussed in more detail below as are any changes to the expected completion date from TDPNI 2020-2029. The status of the network development projects is noted in Appendix B.

Please refer to Figures 6-1 and 6-2 for locational information of planned Network Developments in the North and West Planning Area.

7.3.1 Renewable Generation Cluster Substations

Garvagh⁴⁸ 110/33 kV Cluster

The driver of this project is RES integration. It is planned to establish a 110/33 kV cluster substation near Garvagh to allow connection of new wind generation. This will be connected to the existing 110 kV Brockaghboy to Rasharkin overhead line.

Estimated completion: Winter 2021⁴⁹

7.3.2 Renewable Integration Developments

Gort 110/33 kV 2nd Transformer

The driver of this project is RES integration and security of supply. A reduction in local demand and increase in small scale generation on the distribution system connected to Omagh Main means that there is a risk of overload from a wind farm connected to this system. This project will involve the installation of a second 110/33 kV transformer at Gort to allow the transfer of a nearby wind farm to Gort from Omagh. This would address the transformer capacity issue currently at Omagh. The estimated cost of this project is £1.3 million.

Previous estimated completion: Summer 2022

New estimated completion: Summer 2023

Rasharkin 110/33 kV 2nd Transformer

The driver of this project is RES integration and security of supply. A reduction in local demand, limited export capability and increase in small scale generation on the distribution system connected to Coleraine Main means that there is a risk of overload. This project will

⁴⁸ Formerly named Agivey

⁴⁹ This project has been energised as of the time of publication of TDP NI 2021

involve the installation of a second 110/33 kV transformer at Rasharkin to allow the transfer of nearby wind farms to Rasharkin from Coleraine. The estimated cost of this project is £1.5 million. The expected connection date has changed due to a need for the Mid-Antrim upgrade project to be completed before this project can be implemented.

Previous estimated completion: Summer 2026

New estimated completion: Summer 2027

North West Voltage Support

Formerly referred to as Coolkeeragh Reactive Compensation, the drivers of this project are security of supply and RES integration. The development of wind generation in the North West of Northern Ireland has resulted in a need for voltage support. The estimated cost of this project has decreased from £21.03 million to £20.6 million due to better understanding of project costs. However, this project is currently on hold as SONI assesses applications for connection of devices that would provide this system service.

Previous estimated completion: 2026

New estimated completion: 2025⁵⁰

Coolkeeragh – Killymallaght – Strabane 110 kV Uprate

The drivers for this project are security of supply and RES integration. As a result of increasing growth in renewable generation in the northwest of NI there will be a need to uprate the 110 kV circuits between Coolkeeragh, Killymallaght and Strabane with a higher capacity conductor. The estimated cost of this project has increased from £6.1 million up to £16.3 million due to detailed analysis giving a better estimate of the project cost.

Previous estimated completion: 2027

New estimated completion: 2025

Mid-Antrim Upgrade

The drivers of this project are security of supply and RES integration. As a result of increasing growth in renewable generation there is a need to increase grid capacity south of Rasharkin 110/33 kV cluster substation. The estimated cost of this project has decreased

⁵⁰ Subject to appraisal of market driven provision of system services.

from £23.6 million to £22.4 million due to an improved understanding of costs arising from project progress.

Previous estimated completion: 2026

New estimated completion: Winter 2028

North West of NI 110 kV reinforcement

The drivers for this project are security of supply and RES integration. As a result of increasing growth in renewable generation in the northwest and potential for voltage instability there will be a need to reinforce the 110 kV transmission system near Rasharkin, Coleraine, Limavady and Garvagh cluster. As well as likely upgrading of the circuits from Coolkeeragh to Limavady, the new circuit options to be investigated as part of this project will include:

- 110 kV circuit from Garvagh cluster – Limavady; and
- 2nd 110 kV circuit from Coleraine – Rasharkin.

The estimated cost of this project has adjusted from £32.3 million to £25.2 million based on updated estimate of options.

Previous estimated completion: >2026

New estimated completion: 2029

North West and Mid-Tyrone Large Scale Reinforcement

Due to the increase in the renewable generation in the north and west there is a need to address expected overloads in the grid between Omagh and Tamnamore. Several options will be looked at in this project including upgrading the existing 110kV circuits, construction of a new 275kV circuit from Tamnanore/Turleenan and a number of HVDC solutions. The estimated cost of this project is £61.1 million; this is based on 275 kV circuit solution.

Estimated completion date: 2030

Omagh Main – Dromore Uprate

The drivers of this project are facilitation of a connection and RES integration. With the connection of Curraghmulkin cluster substation to Dromore it is necessary to restring the Omagh Main – Dromore tower line with higher capacity conductor. The estimated cost of this project is £4.2 million.

Previous estimated completion: Summer 2022

New estimated completion: Summer 2023

Omagh Main – Dromore Third Circuit

The drivers of this project are security of supply and RES integration. There is expected to be further connections that will result in a need for reinforcement in addition to the planned uprate of these circuits. This project will involve further reinforcement including the option of the construction of a third circuit to alleviate these expected future constraints. The estimated completion date of this project has changed due to reprioritisation of projects. The estimated cost of this project is £22.8 million⁵¹.

Previous estimated completion: 2029

New estimated completion: 2031

Strabane – Omagh 110 kV Uprate

The drivers of this project are RES integration. With increasing generation in the North West there is a risk of overload of the 110 kV circuits between Strabane and Omagh. This project will involve replacement of the conductor on the existing overhead lines with new conductor of a higher rating. The estimated cost of this project has increased from £5.6 million to £11.1 million as the restring of both circuits are now included in the scope. The completion date has been changed after an appraisal of future outage availability.

Previous estimated completion: 2026

New estimated completion: 2028

Coolkeeragh 110 kV Extension (NEW)

The driver for this project is renewable integration and new connections. This project will involve provision of additional 110 kV bays at Coolkeeragh through either a busbar extension or a 2nd 110 kV switchboard. The estimated project cost is £16.5 million.

Estimated completion: 2026

⁵¹ Estimated construction costs of this project are £22.3M, but with no outage availability until >2030 the estimated cost before 2030 is £1.05M

7.3.3 Load Related and Security of Supply

Coolkeeragh T1 Transformer Cabling Upgrade

The driver for this project is security of supply. The increase in wind generation in the north-west of NI has resulted in an increase in power flows at Coolkeeragh. The project is to upgrade the 110 kV cabling associated with Transformer 1 in order to accommodate these flows. The estimated cost of this project is £0.6 million. This project has been delayed due to prioritisation of projects.

Previous completion: Winter 2021

New estimated completion: Winter 2023

East Tyrone Reinforcement Project

The driver for this project is security of supply. NIE Networks and SONI are jointly assessing the level of security of supply on the distribution system supplying Cookstown and the 110/33 kV substation at Dungannon. It is forecast that demand will exceed capacity at the existing Dungannon 110/33 kV substation. In addition there is a particular risk to supplies following a second circuit outage. Options being considered include:

- Installation of a 2nd Transformer at Tremoge as well a further distribution circuitry from Tremoge to Cookstown;
- Construction of a 2nd 110/33 kV substation at Dungannon; and
- Establishing a new 110/33 kV substation at Cookstown with new 110 kV circuits from Dungannon, Tremoge or Tamnamore.

The estimated guide price of this project has increased from £1.7 million to £6.3 after more detailed costing and initial appraisal of options. The estimated completion date of this project has been updated also.

Previous estimated completion: Winter 2023

New estimated completion: Winter 2026

North West Special Protection Scheme Upgrade

The drivers of this project are security of supply and RES integration. This scheme was installed to protect the network in the north-west in the event of faults on the 275 kV network before the large-scale installation of wind generation in the north and west of NI.

As wind generation capacity has increased, a need has been identified to replace and upgrade the existing special protection scheme.

The estimated cost of this project is £0.3 million. The estimated completion date of this project has changed due to availability of outages.

Previous estimated completion: Winter 2020

New estimated completion: Summer 2022

Magherafelt 275kV Redevelopment (NEW)

The driver for this project is security of supply. A re-appraisal of the original design using modern standards has found that the concrete structures at Magherafelt are not sufficient to meet expected mechanical loading under a fault. This is being managed through a risk assessment and risk mitigation process by SONI and NIE Networks. SONI and NIE Networks are considering the impact on the feasibility of additional connections at Magherafelt 275 kV. This project will address this issue through redevelopment of the existing substation or replacement. The estimated cost of this project is £2.3 million.

Estimated completion: >2030

New North West 110kV switching station (NEW)

Driver for this project is RES integration. The capacity in the 110 kV circuit in the northwest is low and the network configuration immediately south of Coolkeeragh is sub-optimal. There is a lack of additional bays at Coolkeeragh substation for future connections. This project will establish a new 110 kV switching station near Mobuoy and rationalise the 110 kV network in the area. The estimated cost of this project is £30.2 million.

Estimated completion: >2030

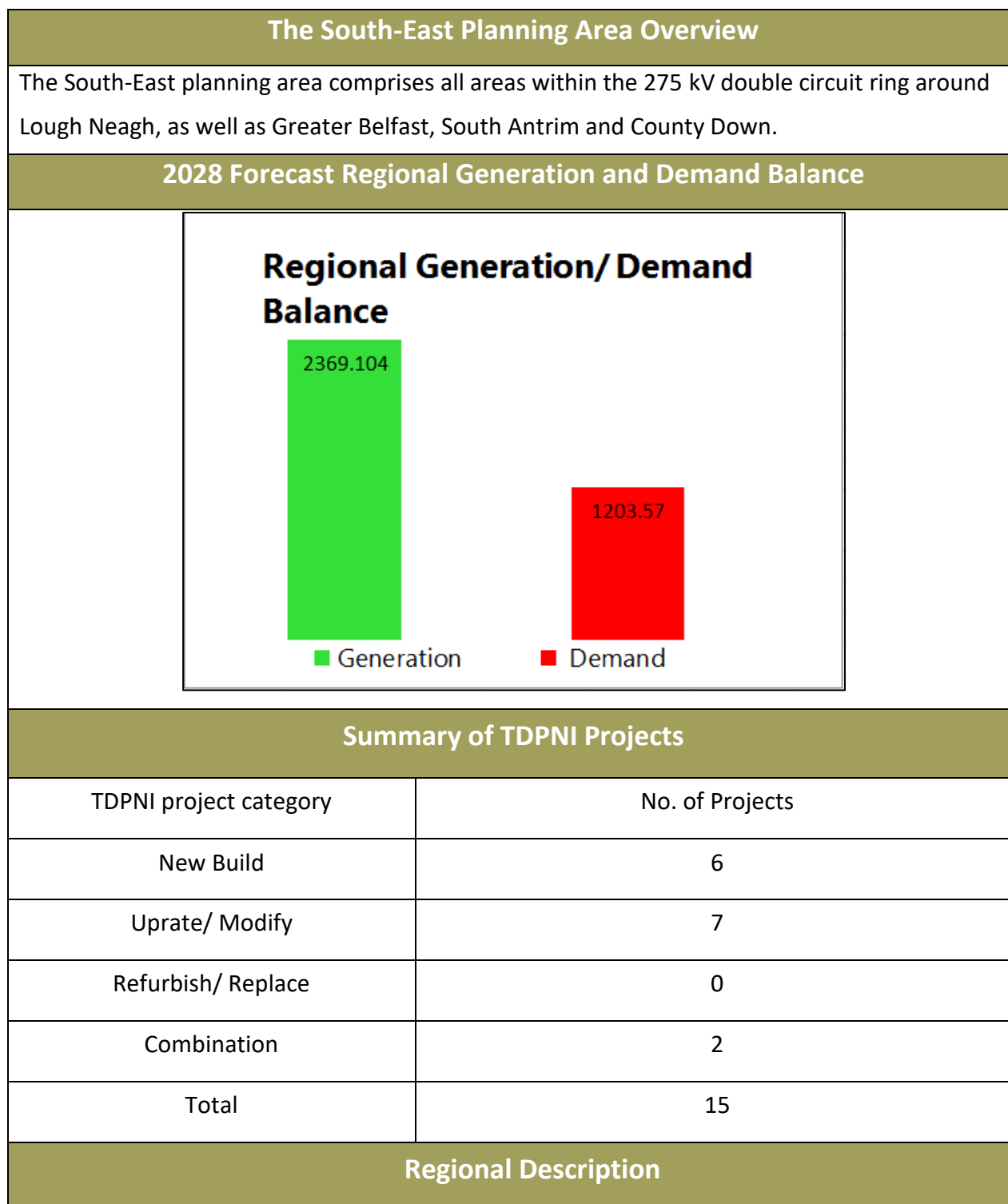
Coolkeeragh 275kV Redevelopment (NEW)

The driver for this project is security of supply. A re-appraisal of the original design using modern methods has found that the concrete structures at Coolkeeragh are not sufficient to meet expected mechanical loading under a fault. This is being managed through a risk assessment and risk mitigation process by SONI and NIE Networks but it is currently not possible to facilitate additional connections at Coolkeeragh 275 kV. This project will address

this issue through redevelopment of the existing substation or replacement. The estimated cost of this project is £38.3 million.

Estimated completion: 2029

7.4 The South-East Planning Area



This area is characterised by its relatively high demand, particularly in the Greater Belfast area. There are two large conventional power stations; Ballylumford near Larne and Kilroot near Carrickfergus. Wind generation makes up a small proportion of installed capacity.

There is one cross-border connection on the 275 kV system, connecting Tandragee with Louth. The Moyle HVDC interconnector provides a connection between the 275 kV system near Ballylumford with the power system of Great Britain, via Scotland.

There is strong 275 kV infrastructure in this area, with significant spare capacity for generation and demand.

The development of the transmission network in the area is characterised by the need to meet increasing demand and improve system resilience and flexibility. Investment is required to increase transmission of wind power from the North and West as well as cross-border interconnection.

There are also reinforcement needs due to:

- Local constraints related to a shortage of transmission capacity and voltage support;
- Accommodate further market integration with Ireland.

The projects described in this section will enable the transmission network to safely accommodate the more diverse power flows which are a result of excess regional generation. This project list is not definitive and will be updated in future TDPNIs to reflect the changing nature and understanding of the needs of the power system. They will also provide benefits to existing and future users of the transmission network in the planning area and facilitate broad future regional load growth.

The 15 development projects in the South-East planning area are discussed in more detail below. The status of the network development projects is noted in Appendix B.

Please refer to Figures 6-1 and 6-2 for locational information of planned Network Developments in the South-East Area in Parts 2 & 3.

7.4.1 Dual Asset Replacement/ Load Related and Security of Supply Projects

Belfast Metropolitan Redevelopment Project

Part 1 – Castlereagh – Hannahstown 110 kV Reinforcement

Formerly known as ‘Carnmoney-Castlereagh 110 kV Circuit Uprate/Reconfiguration’. The driver for this project is security of supply. The existing conductor on the Castlereagh – Carnmoney 110 kV double circuit is due for replacement due to the condition of the assets. The preliminary preferred option is to install a 4th interbus transformer at Castlereagh and establish a 110 kV cable connection between Hannahstown and Castlereagh substations through Belfast city centre. This will enable removal of the existing 110 kV double circuit between Carnmoney and Castlereagh. We will undertake full stakeholder engagement as part of our work to finalise the choice of preferred solution and subsequent process to obtain any consents that are required. We anticipate that this will be a phased project and that elements will be completed before the final completion of the project. The estimated cost of this project has increased from £37.4 million to £39.6 million due to inflation and an increase in the scope of the project. The estimated completion date of this project has been updated.

Previous estimated completion: Winter 2028

New estimated completion: 2027

Part 2-- Eden-Carnmoney 110 kV Circuit Uprate/Reconfiguration

The driver for this project is security of supply. The existing tower line is due for refurbishment due to the condition of the assets. The estimated cost of this project has decreased from £22.6 million to £15.5 million after the project scope was revised. It is expected that some of this circuit will be undergrounded. The estimated completion date of this project has changed due to the change in scope and reprioritisation of projects.

Estimated completion: Winter 2026

7.4.2 Renewable Generation Cluster Substations

Kells 110/33 kV Cluster

The driver of this project is RES integration. It is planned to establish a 110/33 kV cluster

substation at the existing Kells 275/110 kV substation to connect new renewable generation to the transmission system. This will be connected to the existing Kells 110 kV station via an underground cable.

Estimated completion: Summer 2023

7.4.3 Load Related and Security of Supply

Tamnamore – Drumnakelly 110 kV Uprate

The driver of this project is security of supply and RES integration. These circuits may be subject to overload under high wind generation conditions and are operated out of service. This project is to replace the conductor on these circuits with higher capacity conductor. This will allow these circuits to fully return to service. The estimated cost of this project increased from £3.6 million to £9 million due to a better understanding of the scope of the project.

Previous estimated completion: 2027

New estimated completion: 2026

Airport Road 110/33 kV substation

The driver of this project is security of supply. It is planned to construct a new 110/33 kV substation in the Belfast Harbour Estate, close to the existing Airport Road 33/6.6 kV substation. The substation will be connected to the existing Rosebank substation via the existing 110 kV tower line (currently operated at 33 kV) from Rosebank to Sydenham Road. The need for this project arises from the increasing load in the Belfast Harbour and city centre area. Planning permission has been received for this substation. The estimated cost of this project is £6.1 million. This project has been delayed due to negotiations to secure the required land.

Previous estimated completion: Winter 2022

New estimated completion: Winter 2023

Castlereagh, Tandragee and Tamnamore Reactors

The driver of this project is security of supply. Further shunt reactors are planned to be installed at Castlereagh, Tandragee and Tamnamore substations in order to improve voltage regulation when the network is lightly loaded. The reactors for this project will be installed in phases with the first one to expect to connect in early 2022. The estimated cost of this

project has decreased from £4 million to £3.9 million due to an improved understanding of scope and costs arising from development of the project. The reactors will be installed in phases starting in 2022. Final completion has been delayed as several of the initially procured reactors are required to replace existing units which have failed in service, meaning that further units will be needed to complete the programme.

Previous estimated completion: 2022

New estimated completion: 2022- 2024

Drumnakelly and Armagh Reinforcement

The driver of this project is security of supply. There is a need to reinforce the distribution system supplying Armagh city and the surrounding area due to increasing demand. It is also forecast that demand will exceed capacity at the existing Drumnakelly 110/33 kV substation. Options being considered include:

- Establishing a new 110/33 kV substation adjacent to the existing Drumnakelly Main along with associated 33 kV reinforcements to the Armagh area; and
- Establishing a new 110/33 kV substation at Armagh with new 110 kV circuits from Tandragee and/or Drumnakelly.

The estimated cost of this project has decreased from £25.2 million to £24.2 million due to an improved understanding of scope and costs arising from development of the project.

Previous estimated completion: 2026

New estimated completion: 2027

7.4.4 Fault Level Replacements

Castlereagh 110 kV Switchgear Replacement

The driver for this project is safety. Due to increasing fault levels it is planned, subject to detailed study, to replace 110 kV circuit breakers and current transformers at Castlereagh. The estimated cost of this project has decreased from £3.9 million to £3.8 million. The estimated completion of this project has been revised after assessment of the phasing and availability of outages.

Previous estimated completion: Summer 2025

New estimated completion: Summer 2028

Castlereagh – Knock 110 kV Cables Uprate

The driver for this project is safety. The protection on this circuit will be replaced and uprated as well as the cable sealing ends and a section of cabling. This project is necessary due to the fault level exceeding the short circuit rating of the cable under certain conditions. The estimated cost of this project has decreased from £1.1 million to £1 million.

Estimated completion: 2021⁵²

Tandragee 110 kV Switchgear Replacement

The driver for this project is safety. Due to increasing fault levels it is planned, subject to detailed study, to replace 110 kV circuit breakers and current transformers at Tandragee. The estimated completion of this project has been delayed due to the availability of outages and reprioritisation of projects. The estimated cost has decreased from £3.3 million to £3.2 million due to an improved understanding of scope and costs arising from development of the project.

Previous estimated completion: Summer 2022

New estimated completion: Summer 2025

Castlereagh 275kV Redevelopment (NEW)

The driver for this project is security of supply. A re-appraisal of the original design using modern standards has found that the concrete structures at Castlereagh are not sufficient to meet expected mechanical loading under a fault. This is being managed through a risk assessment and risk mitigation process by SONI and NIE Networks. SONI and NIE Networks are considering the impact on the feasibility of additional connections at these sites. This project will address this issue through redevelopment of the existing substation or replacement. The estimated cost of this project is £33 million.

Estimated completion: 2029

Tandragee 275kV Redevelopment (NEW)

The driver for this project is security of supply. A re-appraisal of the original design using modern methods has found that the concrete structures at Tandragee are not sufficient to meet expected mechanical loading under a fault. This is being managed through a risk

⁵² This project is complete as of publication of TDP NI 2021

assessment and risk mitigation process by SONI and NIE Networks. SONI and NIE Networks are considering the impact on the feasibility of additional connections at affected sites. This project will address this issue through redevelopment of the existing substation or replacement. The estimated cost of this project is £2.8 million.

Estimated completion: 2030

Kells 275kV Redevelopment (NEW)

The driver for this project is security of supply. A re-appraisal of the original design using modern methods has found that the concrete structures at Kells are not sufficient to meet expected mechanical loading under a fault. This is being managed through a risk assessment and risk mitigation process by SONI and NIE Networks. SONI and NIE Networks are considering the impact on the feasibility of additional connections at affected sites. This project will address this issue through redevelopment of the existing substation or replacement. The estimated cost of this project is £29.3 million.

Estimated completion: >2030

7.4.5 Interconnection

North-South Interconnector

The drivers for this project are market integration, security of supply and RES integration. This project involves construction of a new 400 kV circuit from existing Woodland 400 kV station in County Meath (Ireland) to a proposed 400/275 kV station at Turleenan in County Tyrone (Northern Ireland). This project is needed to remove constraints within the single electricity market, improve security of supply and facilitate safe and secure operation of the power system with high renewable penetration levels. The estimated completion of this project has been delayed due to a delay in obtaining planning permission. The estimated cost has increased from £117.5 million to £119.2 million due to inflation.

Previous estimated completion: Winter 2023

New estimated completion: Winter 2025

Moyle 275 kV Reinforcement

The drivers for this project are market integration, security of supply and RES integration. At

present, full utilisation of the 500 MW export capability of the Moyle Interconnector is prevented by the potential for network overloads and voltage steps in the event of the loss of the 275 kV double circuit between the Moyle converter station at Ballycronan More and the nearby Ballylumford substation. This project involves works to allow reconfiguration of the connection to Moyle to address this contingency. The estimated completion of this project has been brought forward due to reprioritisation. The project cost has been revised from £4.7 million to £4.6 million.

Estimated completion: 2024

7.5 Projects in Both Planning Areas

Enhancement to the Low Frequency Load Disconnection Scheme

It is planned to modify existing under-frequency automatic load shedding schemes to prevent tripping of distribution-connected windfarms. The estimated cost of this project is £0.8 million. The completion date has been pushed out due to further review of project need.

Previous estimated completion: 2024

New estimated completion: 2028

CVT Upgrade for Harmonic Measurement

It is planned to replace Capacitor Voltage Transformers (CVTs) at a number of sites with models capable of power quality monitoring, in order to improve monitoring of power system harmonics. The estimated cost of this project is £0.7 million.

Previous estimated completion: Summer 2022

Estimated completion: Summer 2023

Filter Tuning/Replacement

The driver of this project is security of supply. With increasing use of cable on the transmission system as well as an increase in non-linear load and generation, harmonic levels on the transmission system are increasing. This project will analyse the requirement for harmonic filters and re-tune/augment these accordingly. The estimated cost of this project has been revised from £2.3 million to £2.1 million based on updated assumptions.

Estimated completion: 2025

22 kV Switchgear Upgrades

It is planned to upgrade the 22 kV switchgear on the tertiary windings of a number of 275/110 kV transformers. The exact number of sites and scope of the work is yet to be determined. The estimated cost of this project is £2 million. The estimated completion of this project has been brought forward due to reprioritisation arising from the Castlereagh, Tandragee and Hannahstown Reactors project.

Estimated completion: 2026

8 ENVIRONMENTAL APPRAISAL REPORT OF TDPNI 2021-2030

An Environmental Appraisal Report (EAR) has been prepared as an accompanying document to this TDPNI. The purpose of the EAR is to ensure the TDPNI 2021-2030 is in line with committed strategic environmental objectives (SEOs). These objectives were set out in the Strategic Environmental Assessment (SEA) prepared for TDPNI 2018-2027 and integrated into the overall approach to grid development. A series of environmental, planning, social and technical policies and objectives guide sustainable Grid development.

As outlined in the earlier sections, this TDPNI includes 37 reinforcement projects. Of these, 7 projects are new to TDPNI 2021 and therefore were not considered in the environmental appraisal carried out for TDPNI 2018-2027 or as part of the SEA process.

This project is examined in the EAR and evaluated against the SEOs. Following the implementation of mitigation measures (where necessary) the SEOs will be achieved. Therefore, we consider TDPNI 2021-2030 to be in accordance with the provisions of the Strategic Environmental Obligations as set out in TDPNI 2018-2027 and associated SEA.

APPENDIX A: PROJECT TERMS

This appendix explains terms that are used to describe projects in the following appendices.

Estimated Completion Date (ECD): the estimates provided are subject to:

- The planning process where applicable;
- The construction progress; and
- Availability of transmission outages and commissioning; and
- May be liable to change.

Project Capex: The anticipated capital expenditure associated with a project, comprising the combined total of the TSO (SONI) and TO (NIE Networks) costs.

Stage: the stage the project has progressed to on the data freeze date. The SONI approach to project development consists of three parts, namely:

Part 1 – Planning

Part 2 – Outline Design

Part 3 – Consents



Once projects have progressed beyond Part 3, SONI enter into a Project Agreement with NIE Networks for the construction phase. These projects are marked as **NIE Networks** within the tables below.

Asset replacement projects are carried out by NIE Networks outside SONI's Grid Development Process.

APPENDIX B: PLANNED NETWORK DEVELOPMENTS

This appendix details active TDPNI 2021 projects and their driver(s), need(s), location, stage and ECD, as at the data freeze date 01 July 2021. Projects are categorised by planning area⁵³. Also shown are changes in project cost estimates (where applicable) since TDPNI 2019-2028.

Please note the following label:

- “ TYNDP/ TYNDP_Project_No” or “ RegIP/ RegIP_Project_No” included with a project’s title signifies that it is in ENTSO-E’s most recent TYNDP or RegIP North Sea. Projects included in the TYNDP are projects of pan-European significance. Projects included in the RegIP North Sea are projects of regional significance. These projects are listed in Appendix C; and
- “*” included with a project’s length signifies that the circuit length is an estimate at this time.

⁵³ Some projects are in, or have the potential to be in, both planning areas.

NIE Networks Asset Replacement Projects

There are 39 projects in NIE Networks' Asset Replacement Plan; these projects are listed in Table B-1 below.

Table B-1 NIE Networks Asset Replacement Projects (39 Projects)

Project Title	Type	km	DRIVERS			NEEDS					Project Capex	Capex Changes since 2020	ECD
			Security of Supply	RES Integration	Market Integration	Inter-Regional Power Flow	Local Constraints	Connection	Inter-connection	Asset Condition			
Ballylumford-Eden 110 kV Circuit Uprate	Refurbish/Replace/Uprate/Modify	15	✓			✓	✓			✓	£15.5M	0	2023
Ballylumford Switchgear Replacement	Uprate/ Modify	0	✓				✓			✓	£17.4M	0	2023
Ballymena Transformer 3 and 4 replacement	Refurbish/ Replace	0	✓							✓	£1M	-£0.99m	2022
Castlereagh inter-bus Transformer 3 replacement	Refurbish/ Replace	0	✓							✓	£2.77M	0	2024
Coolkeeragh— Magherafelt 275 kV Circuits Refurbishment	Refurbish/ Replace	56	✓			✓				✓	£41M	0	2022
Donegall Main (North) transformer replacement	Uprate/ Modify	0	✓				✓			✓	£1.0M	0	2021
Enniskillen Main Transformer 1 and 2 replacement	Refurbish/ Replace	0	✓							✓	£2.1M	0	2024
Glengormley Main Transformer B Replacement	Refurbish/ Replace	0	✓							✓	£1.2M	0	2023
Hannahstown inter-bus transformer 1 replacement	Refurbish/ Replace	0	✓							✓	£2.8M	-£2.7M	2023
Tandragee Shunt Reactor Replacement	Refurbish/ Replace	0	✓							✓	£1.4M	0	2024
Kilroot 275 kV CT Replacement	Refurbish/ Replace	0	✓							✓	£0.87M	0	2024
Limavady Main 110 kV refurbishment	Refurbish/ Replace	0	✓							✓	£1.47M	0	2022
Strabane Main 110 kV refurbishment	Refurbish/ Replace	0	✓							✓	£2.55M	0	2023
Tandragee Transformer Replacement	Refurbish/ Replace	0	✓							✓	£2.8M	-£4.2M	>2024
RP6 275 kV Tower Maintenance	Refurbish/ Replace	0	✓							✓	£7M	0	2024

Project Title	Type	km	DRIVERS			NEEDS					Project Capex	Capex Changes since 2020	ECD
			Security of Supply	RES Integration	Market Integration	Inter-Regional Power Flow	Local Constraints	Connection	Inter-connection	Asset Condition			
RP6 110 kV Tower and Overhead Line Maintenance	Refurbish/ Replace	-	✓							✓	£7M	0	2024
RP6 110 kV Cable Maintenance	Refurbish/ Replace	-	✓							✓	£0.7M	0	2024
RP6 110 kV Transmission Protection	Refurbish/ Replace	0	✓							✓	£1.7M	0	2024
RP6 275 kV Transmission Protection	Refurbish/ Replace	0	✓							✓	£2.8M	0	2024
RP6 22 kV Transmission Protection	Refurbish/ Replace	0	✓							✓	£0.1M	0	2024
Miscellaneous RP6 Works	Refurbish/ Replace	0	✓							✓	£3.4M	0	2024
Banbridge Main Transformer 1, 2, 3 and 4 replacement	Refurbish/ Replace	0	✓							✓	£2.5M	+0.3M	>2024
Castlereagh inter-bus Transformer 1 Replacement	Refurbish/ Replace	0	✓							✓	£2.7M	0	>2024
Coolkeeragh 110 kV Disconnectors Replacement	Refurbish/ Replace	0	✓							✓	£1.3M	0	>2024
Hannahstown 275 kV Structures, Busbars and Disconnectors Replacement	Refurbish/ Replace	0	✓							✓	£6M	0	2024
Kells and Hannahstown Shunt Reactor Replacement	Refurbish/ Replace	0	✓							✓	£1.53M	-£0.13M	>2024
Kells Inter-bus Transformer Replacement	Refurbish/ Replace	0	✓							✓	£2.8M	0	>2024
Rathgael 110 kV Structures and Disconnectors Replacement	Refurbish/ Replace	0	✓							✓	£0.25M	0	>2024
Tandragee inter-bus Transformer replacement	Refurbish/ Replace	0	✓							✓	£2.7M	0	>2024
RP7 275 kV Tower and Overhead Line Maintenance	Refurbish/ Replace	0	✓							✓	£8M ⁵⁴	0	>2024
RP7 110 kV Tower and Overhead Line Maintenance	Refurbish/ Replace	0	✓							✓	£9M	0	>2024

⁵⁴ These figures are estimates based on RP6

Project Title	Type	km	DRIVERS			NEEDS					Project Capex	Capex Changes since 2020	ECD
			Security of Supply	RES Integration	Market Integration	Inter-Regional Power Flow	Local Constraints	Connection	Inter-connection	Asset Condition			
RP7 110 kV Cable Maintenance	Refurbish/ Replace	0	✓							✓	£1.4M	0	>2024
RP7 110 kV Transmission Protection	Refurbish/ Replace	0	✓							✓	£1.4M	0	>2024
RP7 275 kV Transmission Protection	Refurbish/ Replace	0	✓							✓	£2.7M	0	>2024
Miscellaneous RP7 works	Refurbish/ Replace	0	✓							✓	£2.7M	0	>2024
Hannahstown Shunt Reactor Replacement	Refurbish/ Replace	0	✓							✓	£1.4M	n/a	2024
Cregagh Refurbishment	Refurbish/ Replace	0	✓							✓	£2M ⁵⁵	n/a	>2024
Limavady Main Transformer Replacement	Refurbish/ Replace	0	✓							✓	£2M	n/a	>2024
Larne Main Transformer Replacement	Refurbish/ Replace	0	✓							✓	£2M	n/a	>2024

⁵⁵ Estimated costs these will be revised in future versions

Projects in the North and West Planning Area

There are 18 development projects in the North and West Planning Area; these projects are listed in Table B-2 below.

Table B-2 Planned Projects in the North and West Planning Area (18 Projects)

Project Title	Type	Km	DRIVERS				NEEDS					Stage (Part)	Project Capex ⁵⁶			Capex change since 2020	ECD
			New Connection	Security of Supply	RES Integration	Market Integration	Inter-Regional Power Flow	Local Constraints	Connection	Inter-connection	Asset Condition		Total	TSO	TO		
Garvagh 110/33 kV Cluster	New Build	0	✓		✓				✓			3	n/a ⁵⁷	n/a	n/a	n/a	2021
Gort 110/33 kV 2 nd Transformer	New Build	0		✓	✓			✓	✓			3	£1.3M	£0	£1.3M	0	2023
Rasharkin Cluster 110/33 kV 2 nd Transformer	New Build	0		✓	✓			✓				1	£1.5M	n/a	n/a	0	2027
NW Voltage Support	New Build	0		✓	✓		✓	✓				2	£20.6M	n/a	n/a	-£0.4M	2025
Coolkeeragh – Killymallaght - Strabane 110 kV Uprate	Uprate/Modify	15		✓	✓		✓	✓				1	£16.3M	n/a	n/a	+£10.2M	2025
Mid-Antrim Upgrade	New Build	0		✓	✓			✓	✓			1	£22.4M	n/a	n/a	-£1.2M	2027
North West of NI 110 kV Reinforcement	New Build	-		✓	✓		✓	✓				1	£25.2M	n/a	n/a	-£7.1M	>2029
North West & Mid-Tyrone Large-Scale Reinforcement	New Build	-		✓	✓		✓	✓				1	£61.1M	n/a	n/a	-£113.4M	2029
Omagh Main – Dromore Uprate	Uprate/Modify	9	✓		✓		✓	✓			✓	3	£4.2M	£0.1M	£4.1M	0	2023

⁵⁶ Projects consist of TSO & TO costs, this breakdown is shown only for projects that have pre-construction approved TSO costs

⁵⁷ Cluster substation projects are funded according to the NIE Networks “Statement of Charges For Connection to Northern Ireland Electricity Networks’ Distribution System” - <http://www.nienetworks.co.uk/documents/connections/statement-of-charges>

Project Title	Type	Km	DRIVERS				NEEDS					Stage (Part)	Project Capex ⁵⁶			Capex change since 2020	ECD
			New Connection	Security of Supply	RES Integration	Market Integration	Inter-Regional Power Flow	Local Constraints	Connection	Inter-connection	Asset Condition		Total	TSO	TO		
Omagh Main – Dromore Third Circuit	New Build	9		✓	✓			✓				1	£1M	n/a	n/a	-£10.5M	2031
Strabane – Omagh 110 kV Uprate	Uprate/Modify	36		✓	✓			✓				1	£11.1M	n/a	n/a	+£5.5M	2028
Coolkeeragh T1 Transformer cabling uprate	Uprate/Modify	0		✓				✓				1	£0.6M	n/a	n/a	0	2023
East Tyrone Reinforcement Project	New Build	TBC		✓				✓	✓			1	£6.3M	n/a	n/a	+£4.5M	2026
North West Special Protection Scheme upgrade	Uprate/Modify	0		✓	✓			✓				NIE Networks	£0.3M	n/a	n/a	0	2022
New NW 110 kV switching station	Uprate/Modify	0		✓				✓	✓			1	£30.2M	n/a	n/a	n/a	2030
Coolkeeragh 110 kV extension	Uprate/Modify	0		✓				✓	✓			1	£16.5M	n/a	n/a	n/a	2026
Coolkeeragh 275 kV Redevelopment	Uprate/Modify	0		✓					✓		✓	1	£38.3M	n/a	n/a	n/a	2029
Magherafelt 275 kV Redevelopment	Uprate/Modify	0		✓					✓		✓	1	£2.3M	n/a	n/a	n/a	>2030

Projects in the South-East Planning Area

There are 15 development projects in the South-East Planning Area; these projects are listed in Table B-3 below.

Table B-3 Planned Projects in the South-East Planning Area (15 Projects)

Project Title	Type	km	DRIVERS				NEEDS					Stage (Part)	Project Capex			Capex Change Since 2020	ECD
			New Connection	Security of Supply	RES Integration	Market Integration	Inter-Regional Power Flow	Local Constraints	Connection	Inter-connection	Asset Condition		Total CAPEX	TSO	TO		
Castlereagh – Hannahstown 110 kV Reinforcement ⁵⁸	Refurbish/Replace/New Build	25		✓			✓				✓	1	£39.6M	£3.7M	£35.9M	+£2.2M	2027
Eden-Carnmoney 110 kV Circuit Uprate/Reconfiguration	Refurbish/Replace/Uprate/Modify	12		✓			✓				✓	1	£15.5M	n/a	n/a	-£7.1M	2026
Kells 110/33 kV Cluster	New Build	0			✓			✓	✓			3	N/A ⁵⁹	n/a	n/a	N/A	2023
Tamnamore – Drumnakelly 110 kV Uprate	Uprate/ Modify	22		✓	✓		✓	✓				1	£9M	n/a	n/a	+£5.3M	2026

⁵⁸ Formerly Castlereagh – Carnmoney 110 kV Circuit Uprate/Reconfiguration

⁵⁹ Cluster substation projects are funded according to the NIE Networks “Statement of Charges For Connection to Northern Ireland Electricity Networks’ Distribution System” - <http://www.nienetworks.co.uk/documents/connections/statement-of-charges>

Project Title	Type	km	DRIVERS				NEEDS					Stage (Part)	Project Capex			Capex Change Since 2020	ECD
			New Connection	Security of Supply	RES Integration	Market Integration	Inter-Regional Power Flow	Local Constraints	Connection	Inter-connection	Asset Condition		Total CAPEX	TSO	TO		
Airport Road Main 110/33 kV substation	New Build	0		✓				✓	✓			3	£6.1M	£0.9M	£5.2M	0	2023
Castlereagh, Tandragee and Tamnamore Reactors	New Build	0		✓				✓				3	£3.9M	£0	£3.9M	-£0.1M	2024
Drumnakelly and Armagh Reinforcement	New Build	17		✓				✓	✓			1	£24.2M	n/a	n/a	-£1M	2027
Castlereagh 110 kV Switchgear replacement	Uprate/ Modify	0		✓				✓				1	£3.8M	n/a	n/a	-£0.1M	2028
Castlereagh – Knock 110 kV cables uprate	Uprate/ Modify	5		✓				✓			✓	NIE Networks	£1M	£0.1M	£0.9M	-£0.1M	2021
Tandragee 110 kV Switchgear replacement	Uprate/ Modify	0		✓				✓				1	£3.2M	n/a	n/a	-£0.1M	2025
Castlereagh 275 kV Redevelopment	Uprate/ Modify	0		✓					✓		✓	1	£33M	n/a	n/a	n/a	2029
Tandragee 275 kV Redevelopment	Uprate/ Modify	0		✓					✓		✓	1	£2.8M	n/a	n/a	n/a	>2030
Kells 275 kV Redevelopment	Uprate/ Modify	0		✓					✓		✓	1	£29.3M	n/a	n/a	n/a	2030

Project Title	Type	km	DRIVERS				NEEDS					Stage (Part)	Project Capex			Capex Change Since 2020	ECD	
			New Connection	Security of Supply	RES Integration	Market Integration	Inter-Regional Power Flow	Local Constraints	Connection	Inter-connection	Asset Condition		Total CAPEX	TSO	TO			
North South 400 kV Interconnection Development (TYNDP/ 81)	New Build	137 (34) ⁶⁰		✓	✓	✓	✓	✓			✓		3	£119.2M ⁶¹	£16.2M	£103M	+£1.7M	2025 ⁶²
Moyle 275 kV Reinforcement	New Build	1		✓	✓	✓	✓	✓			✓		1	£4.6M	n/a	n/a	-£0.1M	2024

⁶⁰ The total length is 137 km: 103 km in Ireland and 34 km in Northern Ireland

⁶¹ Included in this amount are the costs associated with obtaining planning consent plus the cost of developing the new substation at Turleenan and the cost of looping the existing 275 kV double circuit overhead line into that new substation. The cost increase since 2019 is due to inflation. Final costs may change following NIE Networks procurement

⁶² At the freeze date of 1 July 2021, it was considered that the North South Interconnector would be operational by 2023. However, due to delays in the receipt of planning approval in Northern Ireland and subsequent legal challenge, it is now suggested that the North South Interconnector will be operational in 2025.

Projects in Both Planning Areas:

There are 4 development projects that are in multiple Planning Areas; these projects are listed in Table B-4 below.

Table B-4 Planned Projects that are in Both Planning Areas (4 Projects)

Project Title	Type	km	DRIVERS			NEEDS					Stage (Part)	Project Capex			Capex Changes Since 2020	ECD
			Security of Supply	RES Integration	Market Integration	Inter-Regional Power Flow	Local Constraints	Connection	Inter-connection	Asset Condition		Total CAPEX	TSO	TO		
Enhancement to the low frequency load disconnection scheme	Uprate/Modify	0	✓				✓				1	£0.8M	n/a	n/a	-£0.1M	2028
CVT Upgrade for Harmonic Measurement	Uprate/Modify	0	✓			✓	✓				3	£0.7M	£0	£0.7M	-£0.4M	2023
Filter Tuning/Replacement	Uprate/Modify	0	✓			✓	✓		✓		1	£2.1M	n/a	n/a	-£0.2M	2025
22 kV Switchgear Uprates	Uprate/Modify	0	✓				✓			✓	1	£2M	n/a	n/a	-£0.1M	2026

APPENDIX C: NORTHERN IRELAND PROJECTS IN EUROPEAN PLANS⁶³

How are Northern Ireland transmission projects included in ENTSO-E's TYNDP?

Licensed TSOs, who are members of ENTSO-E, and third-party promoters propose transmission projects to ENTSO-E for inclusion in ENTSO-E's TYNDP. If these projects match the project of pan-European significance criteria below, they are included in the TYNDP.

Criteria for Inclusion in TYNDP

A project of pan-European significance is a set of Extra High Voltage assets, matching the following criteria:

- The main equipment is at least 220 kV if it is an AC overhead line or at least 150 kV otherwise and is, at least partially, located in one of the 34 countries represented within ENTSO-E;
- The project increases the grid transfer capability across a network boundary within the ENTSO-E interconnected network⁶⁴ or at its borders⁶⁵;
- The grid transfer capability increase (expressed in MW) meets at least one of the following minimums:
 - At least 500 MW of additional Net Transfer Capacity; or
 - Connecting or securing output of at least 1 GW/ 1000 km² of generation; or
 - Securing load growth for at least 10 years for an area representing consumption greater than 3 TWh/ year.

SONI Projects in TYNDP 2020 and RegIP NS

Table C-1 below lists the Northern Ireland projects we proposed, that are in ENTSO-E's most recent final versions of TYNDP and RegIP NS. These were issued in 2020 and 2020 respectively.

Table C-1 Our projects in European TYNDP 2020

⁶³ For the avoidance of doubt, the term "Northern Ireland Projects in European Plans" refers to Northern Ireland projects in ENTSO-E's TYNDP and RegIP NS and Northern Ireland projects designated Projects of Common Interest.

⁶⁴ For example, additional Net Transfer Capacity between two market areas.

⁶⁵ That is, increasing the import and/or export capability of ENTSO-E countries in relation to others.

TYNDP No.	Project Title
81	North South 400 kV Interconnection Development
82	Renewable Integration Development Project (RIDP) ⁶⁶

⁶⁶ SONI has not submitted RIDP as part of the ENTSO-E TYNDP 2022 project submission process.

Northern Ireland Projects of Common Interest (PCIs)⁶⁷

The European Commission (EC) oversees the designation of Projects of Common Interest (PCI). The PCI selection is a process separate from the TYNDP process. However, to be eligible for PCI status, inclusion in the last available TYNDP is an explicit condition. There are no Northern Ireland PCIs on the fifth PCI list. The list was published by the European Commission in November 2021 and is available here⁶⁸.

Previously the North South 400 kV Interconnection Development project was designated as a PCI. This has been removed in the 5th list.

Previously the Renewable Integration Development Project (RIDP) was designated as a PCI. This has been removed in the 5th list.

The TEN-E Regulation is currently being amended. The draft text includes provisions for Projects of Mutual Interest (PMIs) between EU member states and third countries. The PCIs that were removed in the published 5th list will be re-evaluated after the updated Regulation enters into force and possibly qualify as PMIs.

Northern Ireland e-Highway 2050 projects

The e-Highway 2050 is a study project funded by the EC aimed at building a development plan for the European transmission network from 2020 to 2050. The development plan supports the EU's overall policy objectives with regard to energy and decarbonising the European economy. Table C-3 below lists the Northern Ireland projects included in the e-Highway 2050 plan.

Table C-3 Northern Ireland projects in e-Highway 2050 plan

TYNDP No.	Project Title
81	North South 400 kV Interconnection Development
82	Renewable Integration Development Project (RIDP)

⁶⁷ https://ec.europa.eu/energy/topics/infrastructure/projects-common-interest_en?redir=1

⁶⁸ https://ec.europa.eu/energy/sites/default/files/fifth_pci_list_19_november_2021_annex.pdf

How are Northern Ireland and European Plans related?

It is worth highlighting how the TDPNI and the European plans and designations are related. Figure C-1 below illustrates the relationship. All our capital projects, irrespective of size, are described in the TDPNI.

Only high voltage projects that involve a large increase in transmission capacity are included in European plans. Of those only a small number of large cross border projects which increase the import and/ or export capability of ENTSO-E countries are designated Projects of Common Interest.



Figure C-1 Relationship between Northern Ireland and European Plans

APPENDIX D: REFERENCES

Our Published Documents

- I. SONI Transmission System Security and Planning Standards, September 2015
- II. All Island Ten Year Transmission Forecast Statement 2020-2029
- III. All Island Generation Capacity Statement 2021 – 2030
- IV. Shaping Our Electricity Future, November 2021
- V. Tomorrow's Energy Scenarios NI 2020, July 2020
- VI. Tomorrow's Energy Scenarios System Needs Assessment NI 2020, June 2021
- VII. Transmission Interface Arrangements, September 2016

ENTSO-E Published Documents

- VIII. TYNDP 2020
- IX. RegIP North Sea, 2020

Local Legislation

- X. The Electricity Order (Northern Ireland) 1992 No. 231
- XI. The Electricity Safety, Quality and Continuity Regulations (Northern Ireland) 2012

European Legislation

- XII. Birds and Natural Habitats Regulations, 2011
- XIII. Cross-border Exchanges in Electricity Regulation (EC) No 714/ 2009
- XIV. Environmental Impact Assessment Directive

-
- XV. Habitats Directive
 - XVI. Internal Market in Electricity Directive 2019/ 944/ EC
 - XVII. Promotion of the Use of Energy from Renewable Resources Directive 2018/ 2001/ EC
 - XVIII. Energy Efficiency Directive 2012/ 27/ EC

Utility Regulator Published Documents

- XIX. TSO Licence granted to SONI
- XX. Transmission Licence granted to NIE Networks
- XXI. NIE Networks RP6 Regulatory price Control, Utility Regulator, 2017

Government Published Documents

- XXII. Energy Strategy for Northern Ireland, 2021

Other Published Documents

- XXIII. Grant Thornton: “Powering Northern Ireland A report exploring SONI’s role in the economy”, October 2016